



Statistical Publication

**NSW Prisoners:
30 June 1983**

Simon Eyland

**Statistical Publication No.2
1988
ISSN 0814 1215**

NSW Department of Corrective Services

FOREWORD

The preparation of this publication has as its roots the Correctional Administrators meeting held in Melbourne in September 1980. Throughout the development of the census since that beginning, many different representatives from each Australian State and Territory have been involved.

The data collection form eventually used in New South Wales was developed by thorough consultation with Senior Clerks present at each of our institutions. The resultant high level of accurate data obtained is a tribute to these hard-working individuals without whom this collection would not have been possible.

The delay in the production of this publication is primarily due to staff shortages and an exploration of alternative means of typesetting and printing this report.

It should be noted that much of the data has already been made available through the publication entitled "Australian Prisoners 1983" produced by the Australian Institute of Criminology.

The clerical support of Mr. David Alcott and Mrs. Joyce Athanasopoulos in their thorough checking of draft tables as well as Mr. Alcott's expertise with the word processor is gratefully acknowledged.

S. EYLAND
1987

INQUIRIES: If you want to know more about these statistics, ring the Research and Statistics Division of the Department of Corrective Services on Sydney (02) 289-1558, or write to the Chief Research Officer, Department of Corrective Services, Box 31 GPO, Sydney NSW 2001.

Blank Page

CONTENTS

TABLE		PAGE
	Explanatory notes	4
1	Prisoners, NSW: sex by status (selected years)	6
1 (b)	Percentage of male and female prisoners	6
1 (c)	Males and females as a percentage of total number of prisoners	6
PRISONERS, NSW, 30 JUNE 1983:		
2	Summary of demographic characteristics	
	Sex and age	7
	Aboriginality	7
	Country of birth	7
	Marital status at receipt	7
3	Sex and institution	7
4	Sex and location of last known address	8
5	Summary of custodial/criminological characteristics	
	Legal status	8
	Most serious offence (major groupings)	8
	Type of sentence	8
	Level of court	8
	Known prior adult imprisonment	8
	Whether in breach of conditions or release	8
6	Legal status and most serious offence	9
7	Age, sex, marital status and legal status	9
8	Trends in prisoners under sentence, NSW, selected years, most serious offence ..	10
SENTENCE PRISONERS, NSW, 30 JUNE 1983:		
9	Sex, aggregate sentence imposed and sentence served	11
10	Sex, most serious offence and sentence served	12
11	Sex, age and most serious offence	14
12	Sex, most serious offence and aggregate sentence imposed	16
13	Sex, most serious offence and country of birth	18
14	Sex, legal status and type of sentence	20
15	Aboriginality, type of sentence and legal status	20
16	Level of court, type of sentence and legal status	21
17	Sentenced prisoners held for breach of conditions of release, most serious offence by sentence served	22
	(a) Held for breach of parole or license	22
	(b) Returned escapees	23
	(c) Combined breach of parole/license/escape	24
UNSENTENCED PRISONERS, NSW, 30 JUNE 1983:		
18	Most serious offence and time held	25
19	Aboriginality, legal status and level of court	27
Graphic summaries:		
	Persons held with a sentence passed (30 June 1983)	28
	Persons held under sentence (Selected Years)	29
	Characteristics of prisoners (30 June 1983)	30
Appendices:		
	1. NSW Data collection form	31
	2. NSW Classification of offences	35

EXPLANATORY NOTES

GENERAL INFORMATION

1. This publication contains statistics of persons held in custody in gazetted prison establishments in New South Wales at midnight on the 30th June 1983. Those prisoners sentenced to periodic detention were included in the census data only if they were under detention on the weekend prior to Thursday 30th June 1983. Prisoners on the Work Release II programme (under which they live at home and work at prison) were also included.
2. A New South Wales Prison Census was conducted as part of the first National Australian Prison Census for 30th June 1982. The proposal for a National Prison Census first emerged at a Correctional Administrators meeting in Melbourne in September 1980 as an offshoot from a review of correctional statistics. Preliminary technical discussions were held in December 1980 and a formal proposal went to the Ministers Conference held in New Zealand in April/May 1981. The Ministers discussed the proposed census at some length and finally agreed to the conduct of the first Australian National Prison Census.
3. The National Prison Census was co-ordinated by the Australian Institute of Criminology which has published the National data under separate cover. Further editing was completed on the New South Wales Census data after it was supplied to the Australian Institute of Criminology. Consequently there may be small differences in some totals presented in this current publication when compared to the National Report entitled *Australian Prisoners, 1983*.
4. The census data collected comprised three basic types of information:
 - i. general information on the demographic and social characteristics of the prisoners;
 - ii. information on the legal status of the prisoners, including the nature of the offence(s) or charge(s) for which the person is in prison;
 - iii. for prisoners actually serving a sentence, details of the sentence(s) being served.
 The design of the basic data collection form (see Appendix 1) reflects these three areas.
5. The Department implemented this Census in 1983 by engaging the respective Senior Clerk (or Deputy Superintendent) of each Prison in the extraction of the Census material from prisoner records. This required those responsible for the collection of this data to study the file of each Prisoner present in the Prison on the 30th June 1983, and then record and code this information on the Census forms supplied for this purpose.

CONCEPT OF AN EPISODE OF IMPRISONMENT

6. The statistics relate to prisoners held in custody on 30 June 1983, in respect of their "current episode" of imprisonment. Basically, an episode is a continuous period in prison. In distinguishing between the current and any previous episode of imprisonment the following rules were applied:
 - a: An episode was regarded as terminated by:
 - i. release of the person to freedom, including release on parole or licence where the person had not returned to prison in breach of parole or licence by the census date;
 - ii. release to a court or the police where the person is subsequently freed without having been returned to prison;
 - iii. release on bail, or a bond, or to immigration authorities;
 - iv. transfer to an institution other than a prison (eg. a psychiatric hospital); and
 - v. escape from prison, where the person had not been returned to prison by the census date.
 - b: An episode was not regarded as terminated by:
 - i. a transfer between prison establishments;
 - ii. release to a court or to police where the prisoner is returned to prison within a day or so for the same offence(s);
 - iii. change in the prisoner's legal status eg. when a remand prisoner is sentenced, or when a sentenced prisoner appeals against his conviction or sentence;
 - iv. escape from prison, when the prisoner had been returned to prison by the census date; or
 - v. release on parole or licence where the prisoner had been returned to prison in breach of parole or licence by the census date.
7. This concept of an episode differs substantially from that used in prisoner statistics published by the Australian Bureau of Statistics (ABS) for previous years. The major difference is that, in ABS statistics, an episode was regarded as terminated by:
 - a: a change in the prisoner's legal status, even though the prisoner continued to be held in prison (although this was modified in cases of unsuccessful appeal) or
 - b: release on parole or licence, or escape, whether or not the prisoner subsequently returned to prison in breach of parole or licence or as a recaptured escapee.
 Because of these differences, care should be taken in comparing the data on offence and sentence contained in this report with that in the ABS bulletins.

LEGAL STATUS

8. For the purposes of this report, prisoners have been classified to the following six legal status categories:

- i. Unconvicted (awaiting court hearing/trial/extradition)
- ii. Convicted but awaiting sentence
- iii. Awaiting deportation
- iv. Awaiting result of appeal against conviction or sentence
- v. Under sentence — no appeal current
- vi. Detained at the Governor's Pleasure (after being found not guilty on the grounds of insanity)

In Tables 6 and 8, these categories have been combined into the two status categories used in previously published ABS prisoner statistics, viz:

Not under sentence — comprising categories (i) to (iv) above.

Under sentence— comprising categories (v) & (vi) above.

This has been done to provide some comparability with previous years' statistics. In other tables, the two-way classification used in the National Prison Census publication is used, viz:

Unsentenced — comprising categories (i) to (iii) above.

Sentenced — comprising categories (iv) to (vi) above.

This difference between this and the ABS classification used in Tables 6 and 8 lies in the treatment of prisoners who are awaiting the result of appeal against conviction or sentence. In Tables 6 and 8 these are classified as "not under sentence" while elsewhere they are classified as "sentenced".

CLASSIFICATION OF OFFENCES

9. For the National Prison Census, the offences for which prisoners were held at 30th June 1983 were classified according to the Draft Australian National Classification of Offences (DANCO). In the present report, however, offences have been classified according to the Second Revision of the New South Wales Classification of Offences and of Care and Protection Orders for Children. This Classification was developed by the NSW Office of ABS in collaboration with State authorities and has been used in NSW prisons and courts statistics since 1973. (See Appendix 2.)

10. As a general rule, a legal charge of attempting, conspiring, or inciting to commit a crime, or aiding in the commission of, or participating as an accessory before the fact, to a crime, is classified to the offence category to which the crime so attempted, etc. is assigned. All cases of accessory after the fact to a crime are assigned to the category "Accessory after the fact".

11. While the Classification has, of necessity, been abbreviated in the tables that follow, it is reproduced in full as Appendix 2 of this publication. Further description of the concepts and definitions used in the Classification may be obtained from this Department of the ABS. It should be noted that the "Other" categories in the tables may include data coded to offence categories specified separately in the Classification but not recorded separately in the tables (eg. data coded to 'larceny of motor vehicle' would be included in "Other offences against property n.e.c.", in Table 6).

DETERMINATION OF MOST SERIOUS OFFENCE

12. Although a prisoner may be held in prison for a number of different offences, only the most serious offence in the current prison episode was recorded in these statistics. This was basically the offence for which the longest sentence was passed for a single count, ignoring undecided appeals. Where no sentence had been passed at 30 June 1983, or two different offences had equal sentences, the offence with the lowest (NSW) offence code number was chosen. (see Appendix 2).

13. The full instructions for choosing the most serious offence are included on the Census Data Collection form used in New South Wales (see Appendix 1). Where the prisoner was serving the balance of a sentence after revocation of parole or licence, all offences and sentences in that part of the episode before release on parole or licence were considered in choosing the most serious offence, as well as any later offences. This treatment differs from that applied in previous ABS statistics, where an offence of 'breach of conditions of release' was taken to apply to the balance of the sentence.

TYPE OF SENTENCE

14. This item relates to the aggregate sentence imposed (see below). The category "Indefinite" refers to all aggregate sentences where a maximum term is specified and a minimum term or non-parole period is also set.

LEVEL OF COURT

15. This item represents the level of court of sentence, or of most recent remand in custody, for the most serious offence (see above). Appeal courts were recorded only where such courts have altered the length of sentence appropriate to the most serious offence.

AGGREGATE SENTENCE IMPOSED

16. This item represents the longest period that a person may be detained under sentence in the current episode. Charges pending that are likely to extend the current episode are ignored. Cumulative sentences are taken as equal to their united length. Concurrent sentences are taken as equal to one of them, or to the longer if they are of unequal length. Where sentences 'overlap', i.e. parts of the sentences are concurrent, the concurrent periods are counted only once. In the case of prisoners serving the balance of a sentence after revocation of parole or licence, the whole of the original sentence imposed was included rather than just the balance of the sentence, as in the ABS statistics.

SENTENCE SERVED

17. 'Sentence served' relates to prisoners who have had a sentence passed, and has been calculated as the period elapsed between the date the (aggregate) sentence commenced and 30 June 1983. Note that, for prisoners with parole or licence revoked or recaptured escapees, the 'sentence served' as calculated for these statistics would include the time spent outside prison between release or escape and return, and could thus overstate the actual time served towards the sentence.

18. Prisoners serving the balance of a sentence after revocation of parole or licence were separately identified in the Census, and are shown separately in Table 17, classified by most serious offence and sentence served. This Table therefore gives some indication of the effect of the new treatment of these prisoners on the overall statistics.

TIME HELD

19. 'Time held' relates to unsentenced prisoners, and has been calculated as the period elapsed between the date of first receipt into prison in respect of the current episode, and 30 June 1983. Note that some of this time may have been spent as a sentenced prisoner (eg. for fine default).

TABLE 1. PRISONERS, NSW; SEX BY STATUS; (SELECTED YEARS)

At 30 June	Held not under sentence			Held under sentence			Total		
	Males	Females	Persons	Males	Females	Persons	Males	Females	Persons
1970	427	19	446	3346	83	3429	3773	102	3875
1975	357	19	376	2946	63	3009	3303	82	3385
1976	381	14	395	3140	81	3221	3521	95	3616
1978	466	33	499	3321	94	3415	3787	127	3914
1979	495	27	522	3465	126	3591	3960	153	4113
1980	445	23	468	3185	114	3299	3630	137	3767
1982	572	37	609	3010	100	3110	3582	137	3719
1983	588	47	635	2963	135	3098	3551	182	3733

TABLE 1(b). PERCENTAGE OF MALE AND FEMALE PRISONERS

At 30 June	Held not under sentence			Held under sentence			TOTAL		
	Males	Females	Persons	Males	Females	Persons	Males	Females	Persons
1970	95	5	100	97	3	100	97	3	100
1975	95	5	100	98	2	100	97	3	100
1976	96	4	100	97	3	100	97	3	100
1978	93	7	100	97	3	100	97	3	100
1979	95	5	100	96	4	100	96	4	100
1980	95	5	100	97	3	100	96	4	100
1982	94	6	100	97	3	100	96	4	100
1983	93	7	100	96	4	100	95	5	100

TABLE 1(c). MALES AND FEMALES AS A PERCENTAGE OF TOTAL NUMBER OF PRISONERS

At 30 June	Held not under sentence			Held under sentence			TOTAL		
	Males	Females	Persons	Males	Females	Persons	Males	Females	Persons
1970	11.0	0.5	11.5	86.3	2.1	88.4	97.4	2.6	100
1975	10.5	0.6	11.1	87.0	1.9	88.9	97.6	2.4	100
1976	10.5	0.4	10.9	86.8	2.2	89.0	97.4	2.6	100
1978	11.9	0.8	12.7	84.8	2.4	87.2	96.8	3.2	100
1979	12.0	0.7	12.7	84.2	3.0	87.2	96.3	3.7	100
1980	11.8	0.6	12.4	84.5	3.0	87.5	96.4	3.6	100
1982	15.4	1.0	16.4	80.9	2.7	83.6	96.3	3.7	100
1983	15.8	1.3	17.0	79.4	3.6	83.0	95.1	4.9	100

TABLE 2. PRISONERS, NSW, 30 JUNE 1983: SUMMARY OF DEMOGRAPHIC CHARACTERISTICS

	Males	Females	Persons	
			Number	%
Age (years) at 30 June (sentenced) -				
Under 18	8	-	8	0.2
18 to 19	336	14	350	9.4
20 to 24	1052	64	1116	29.9
25 to 29	853	52	905	24.2
30 to 39	883	31	914	24.5
40 to 49	294	16	310	8.3
50 or more	117	4	121	3.3
Unknown	8	1	9	0.2
TOTAL	3551	182	3733	100
Aboriginality -				
Aboriginal - Torres St. Islander	226	10	236	6.3
Other	3225	169	3394	90.9
Unknown	100	3	103	2.8
TOTAL	3551	182	3733	100
Country of Birth				
Australia	2792	141	2933	78.6
New Zealand	104	14	118	3.2
UK & Eire	190	8	198	5.3
Other Europe	227	8	235	6.3
Other Countries	222	8	230	6.1
Unknown	16	3	19	0.5
TOTAL	3551	182	3733	100
Marital Status at receipt -				
Never married	2302	100	2402	64.3
(a) Married or de facto marriage	887	39	926	24.8
Separated (not divorced)	43	22	65	1.7
Divorced	248	16	264	7.1
Widowed	40	5	45	1.2
Unknown	31	-	31	0.8
TOTAL	3551	182	3733	100

(a) Irrespective of legal marital status.

TABLE 3. PRISONERS, NSW, 30 JUNE 1983: SEX AND INSTITUTION

INSTITUTION	MALES	FEMALES	TOTAL
New South Wales			
Long Bay Complex of Prisons			
Central Industrial Prison	401	-	401
Malabar Training Centre	242	-	242
Metropolitan Reception Prison	288	-	288
Metropolitan Remand Centre	328	-	328
Special Care Unit	12	-	12
Malabar PDC	75	-	75
Bathurst Gaol	110	-	110
Bathurst (X Wing)	46	-	46
Berrima Training Centre	50	-	50
Broken Hill Gaol	23	-	23
Cessnock Corrective Centre	353	-	353
Cooma Prison	90	-	90
Emu Plains Training Centre	96	-	96
Emu Plains PDC	42	-	42
Glen Innes Afforestation Camp	79	-	79
Goulburn Training Centre (Main Gaol)	273	-	273
Goulburn Training Centre (X Wing)	62	-	62
Grafton Gaol	85	-	85
Maitland Gaol	131	-	131
Mannus Afforestation Camp	87	-	87
Mulawa Training & Detention Centre	-	135	135
Norma Parker Centre	-	36	36
Oberon Afforestation Camp	52	-	52
Parramatta Gaol	254	-	254
Silverwater Work Release Centre	255	-	255
Silverwater PDC (Male)	63	-	63
Silverwater PDC (Female)	-	5	5
Silverwater Male (Mid-week PDC)	22	-	22
Silverwater Female (Mid-week PDC)	-	6	6
Tomago PDC	32	-	32
TOTAL New South Wales	3551	182	3733

NOTE: PDC = Periodic Detention Centre.

TABLE 4. PRISONERS, NSW, 30 JUNE 1983: SEX AND LOCATION OF LAST KNOWN ADDRESS

LOCATION OF ADDRESS	MALES		FEMALES		TOTAL	
	No.	%	No.	%	No.	%
NEW SOUTH WALES STATISTICAL DIVISIONS	2201	62.0	137	76.4	2338	62.6
Sydney	223	6.3	8	3.3	231	6.2
Hunter	103	2.9	-	-	103	2.8
Illawarra	61	1.7	1	.5	62	1.7
Richmond-Tweed	81	2.3	2	1.1	83	2.2
Mid-North Coast	74	2.1	-	-	74	2.0
Northern	59	1.7	-	-	59	1.6
North-Western	66	1.9	3	1.6	69	1.8
Central-West	49	1.4	1	.5	50	1.3
South-Eastern	69	1.9	1	.5	70	1.9
Murrumbidgee	38	1.1	1	.5	39	1.0
Murray	14	.4	-	-	14	.4
TOTAL NEW SOUTH WALES	3038	85.7	154	84.6	3195	85.6
VICTORIA	67	1.9	2	1.1	69	1.8
QUEENSLAND	57	1.6	4	2.2	61	1.6
SOUTH AUSTRALIA	12	.3	-	-	12	.3
WESTERN AUSTRALIA	7	.2	2	1.1	9	.2
TASMANIA	3	.1	-	-	3	.1
NORTHERN TERRITORY	3	.1	-	-	3	.1
AUSTRALIAN CAPITAL TERRITORY	54	1.5	2	1.1	56	1.5
OVERSEAS	24	.7	5	2.7	29	.8
NO FIXED ADDRESS	190	5.4	5	2.7	195	5.2
UNKNOWN	96	2.7	8	4.4	104	2.8
TOTAL	3551	100.0	182	100.0	3733	100.0

TABLE 5. PRISONERS, NSW, 30 JUNE 1983: SUMMARY OF CUSTODIAL/CRIMINOLOGICAL CHARACTERISTICS

	Males	Females	Persons	
			Number	%
LEGAL STATUS:				
Unsentenced unconvicted	441	32	473	12.7
Convicted but awaiting sentence	41	5	46	1.2
Awaiting deportation	2	-	2	0.1
Awaiting appeal result	104	10	114	3.0
Sentenced no appeal current	2950	135	3085	82.6
Detained at Governor's Pleasure	13	-	13	0.4
	3551	182	3733	100.0
MOST SERIOUS OFFENCE (MAJOR GROUPS)				
Homicides, assaults n.e.c. etc.	606	26	632	16.9
Sexual & related offences	284	2	286	7.7
Robbery & Extortion	667	23	690	18.5
Fraud	160	17	177	4.7
Offences against Property n.e.c.	1129	58	1187	31.8
Driving, traffic & related offences	158	2	160	4.3
Drug offences	346	46	392	10.5
Other offences	201	8	209	5.6
	3551	182	3733	100.0
TYPE OF SENTENCE				
UNSENTENCED -	484	37	521	14.0
SENTENCED -	187	9	196	5.3
Life	13	-	13	0.3
Governor's Pleasure	1959	78	2037	54.5
Indefinite (NPP specified)	615	47	662	17.7
Definite (NPP not specified)	59	-	59	1.6
Fine default	234	11	245	6.6
Periodic detention				
	3551	182	3733	100.0
LEVEL OF COURT				
Supreme	541	22	563	15.1
District	1915	76	1991	53.3
Petty Sessions	1068	82	1150	30.8
Other	27	2	29	0.8
	3551	182	3733	100.0
KNOWN PRIOR ADULT IMPRISONMENT.				
Yes	2140	66	2206	59.0
No	1367	116	1483	39.8
Unknown	44	-	44	1.2
	3551	182	3733	100.0
WHETHER IN BREACH OF PAROLE/LICENSE -				
Not held for breach of parole/license	2813	166	2979	79.8
Held for breach of parole	347	7	354	9.5
Held for breach of license	35	4	39	1.0
Escapee	172	3	175	4.7
Combination of breach and escape	147	2	149	4.0
Unknown	37	-	37	1.0
	3551	182	3733	100.0
TOTAL PRISONERS	3551	182	3733	100.0
%	95.1	4.9	100	

TABLE 6. PRISONERS, NEW SOUTH WALES, 30 JUNE 1983: LEGAL STATUS BY MOST SERIOUS OFFENCE

MOST SERIOUS OFFENCE SENTENCE AGAINST PERSON:	NOT UNDER SENTENCE						UNDER SENTENCE		TOTAL	
	Unconvicted (a)		Awaiting Sentence		Awaiting Appeal Result		No Appeal Current (b)			
	No.	%	No.	%	No.	%	No.	%		
Homicide:										
Murder	29	6.1	2	4.4	12	10.5	200	6.5	243	6.5
Attempted murder	12	2.5	-	-	1	0.9	15	0.5	28	0.8
Manslaughter (excl. by driving)	1	0.2	1	2.1	2	1.8	62	2.0	66	1.8
Total Homicides	42	8.8	3	6.5	15	13.2	277	9.0	337	9.1
ROBBERY AND EXTORTION										
Robbery with major assault	62	13.0	9	19.6	25	21.9	443	14.3	539	14.4
Other (incl. blackmail)	28	5.9	3	6.5	4	3.5	114	3.7	149	4.0
Total Robbery and Extortion	90	18.9	12	26.1	29	25.4	557	18.0	688	18.4
OTHER ASSAULT & RELATED										
Major assault	23	4.8	1	2.1	6	5.3	125	4.0	155	4.2
Other (incl. kidnapping)	24	5.0	3	6.5	1	0.9	87	2.8	115	3.1
Total Assault	47	9.8	4	8.6	7	6.2	212	6.8	270	7.3
TOTAL NON-SEXUAL AGAINST PERSON	179	37.5	19	41.2	51	44.7	1046	33.8	1295	34.8
SEXUAL										
Rape & similar offences (c)	7	1.5	2	4.4	3	2.6	124	4.0	136	3.6
Carnal knowledge, incest	1	0.2	-	-	-	-	17	0.6	18	0.5
Indecent assault, M or F (d)	6	1.3	-	-	1	0.9	27	0.9	34	0.9
Other serious sexual	17	3.6	1	2.1	8	7.0	56	1.8	82	2.2
Other (incl. prostitution)	1	0.2	-	-	2	1.8	11	0.4	14	0.4
Total Sexual	32	6.8	3	6.5	14	12.3	235	7.7	284	7.6
TOTAL AGAINST PERSON	211	44.3	22	47.7	65	57.0	1281	41.3	1589	42.6
OTHER OFFENCES										
Property (incl. fraud)	166	34.9	19	41.2	26	22.8	1159	37.4	1370	36.7
Other (incl. offensive behaviour)	27	5.7	1	2.1	2	1.8	74	2.4	104	2.8
Drug	68	14.3	2	4.4	18	15.8	301	9.7	389	10.4
Traffic	3	0.6	2	4.4	3	2.6	283	9.1	291	7.8
Total Other	264	55.5	24	52.1	49	43.0	1817	58.6	2154	57.7
TOTAL ALL OFFENCES	475	100.0	46	100.0	114	100.0	3098	100.0	3733	100.0

(a) Includes 2 prisoners awaiting deportation.

(b) Includes 13 prisoners detained at the Governor's Pleasure.

(c) Includes Sexual Assault, Categories 1, 2 and 3 under Section 61 of the New South Wales Crimes Act.

(d) Comprise indecent assaults on, and unlawful indecent acts with males and females, excluding buggery. Includes Sexual Assault, Category 4 of the New South Wales Crimes Act.

TABLE 7. PRISONERS, NSW, 30 JUNE 1983: AGE (a) AND MARITAL STATUS (b)

Age (years) (a)	Never Married	Married/De facto (c)	Married but permanently separated	Widowed	Divorced	Unknown	Total
MALE PRISONERS — SENTENCED							
16	1	-	-	-	-	-	1
17	7	1	-	-	-	-	8
18	92	3	-	1	-	-	96
19	161	10	-	-	-	-	171
20	176	10	-	2	1	-	189
21 to 22	330	43	3	1	2	-	379
23 to 24	293	58	1	5	1	1	359
25 to 29	489	181	9	43	5	9	736
30 to 34	230	180	5	45	6	6	472
35 to 39	98	134	9	39	5	2	287
40 to 44	47	72	4	41	3	1	168
45 to 49	27	37	4	17	4	2	91
50 to 54	18	22	2	14	3	2	61
55 to 59	11	13	-	1	4	2	31
60 to 64	4	2	1	-	-	1	8
65 +	1	2	-	-	-	-	3
Unknown	3	3	-	1	-	-	7
TOTAL	1988	771	38	210	34	26	3067
FEMALE PRISONERS — SENTENCED							
16	-	-	-	-	-	-	-
17	-	-	-	-	-	-	-
18	3	-	-	-	-	-	3
19	5	2	-	-	-	-	7
20	6	2	1	-	-	-	9
21 to 22	14	2	2	1	-	-	19
23 to 24	17	6	1	1	-	-	25
25 to 29	26	8	6	2	-	-	42
30 to 34	4	5	3	2	-	-	14
35 to 39	4	4	2	-	-	-	10
40 to 44	2	4	3	2	1	-	12
45 to 49	-	-	-	-	-	-	-
50 to 54	-	-	1	1	1	-	3
55 to 59	-	-	-	-	-	-	-
60 to 64	-	-	-	-	-	-	-
65 +	-	-	-	-	-	-	-
Unknown	-	1	-	-	-	-	1
TOTAL	81	34	19	9	2	-	145
TOTAL ALL PRISONERS	2069	805	57	219	36	26	3212

(a) Age at 30 June 1983.

(b) Marital status at receipt into prison.

(c) Irrespective of legal marital status.

TABLE 7 (Contd). PRISONERS, N.S.W., 30 JUNE 1983: AGE (a) AND MARITAL STATUS (b)

Age (years) (a)	Never married	Married/de facto (c)	Married but permanently separated	Widowed	Divorced	Unknown	Total
MALE PRISONERS — UNSENTENCED							
16	-	-	-	-	-	-	-
17	-	-	-	-	-	-	-
18	27	-	-	-	-	-	27
19	36	5	-	-	-	-	41
20	29	2	-	-	1	-	32
21 to 22	38	9	-	-	-	1	48
23 to 24	38	4	-	2	-	-	44
25 to 29	78	26	3	7	1	2	117
30 to 34	35	27	1	9	3	1	76
35 to 39	11	23	-	13	-	1	48
40 to 44	8	10	1	2	-	-	21
45 to 49	6	6	-	2	-	-	14
50 to 54	4	1	-	1	1	-	7
55 to 59	3	1	-	2	-	-	6
60 to 64	-	-	-	-	-	-	-
65 +	-	-	-	-	-	-	-
Unknown	1	1	-	-	-	-	2
TOTAL	314	116	5	38	6	5	484
FEMALES PRISONERS — UNSENTENCED							
16	-	-	-	-	-	-	-
17	-	-	-	-	-	-	-
18	2	-	-	-	-	-	2
19	-	1	1	-	-	-	2
20	5	-	-	-	-	-	5
21 to 22	2	1	-	-	-	-	3
23 to 24	3	-	-	-	-	-	3
25 to 29	6	1	-	3	-	-	10
30 to 34	1	1	1	1	-	-	4
35 to 39	-	1	-	-	2	-	3
40 to 44	-	-	1	2	-	-	3
45 to 49	-	-	-	-	1	-	1
50 to 54	-	-	-	1	-	-	1
55 to 59	-	-	-	-	-	-	-
60 to 64	-	-	-	-	-	-	-
65 +	-	-	-	-	-	-	-
Unknown	-	-	-	-	-	-	-
TOTAL	19	5	3	7	3	-	37
TOTAL ALL PRISONERS	333	121	8	45	9	5	521

(a) Age at 30 June 1983

(b) Marital status at reception into prison

(c) Irrespective of legal marital status

TABLE 8. TRENDS IN PRISONERS UNDER SENTENCE, NEW SOUTH WALES, SELECTED YEARS: MOST SERIOUS OFFENCE

MOST SERIOUS OFFENCE	1975		1979		1982		1983	
	No.	%	No.	%	No.	%	No.	%
AGAINST PERSON:								
Homicides.								
Murder	172	5.9	246	6.9	227	7.3	200	6.5
Attempt conspiracy to murder	9	0.3	17	0.5	19	0.6	15	0.5
Manslaughter (excl. by driving)	72	2.5	71	2.0	70	2.3	62	2.0
Total Homicides	253	8.7	334	9.4	316	10.2	277	9.0
ROBBERY AND EXTORTION								
With Major assault	380	13.0	483	13.4	461	14.9	443	14.3
Other (incl. Blackmail)	45	1.5	60	1.7	94	3.0	114	3.7
Total Robbery	425	14.5	543	15.1	555	17.9	557	18.0
OTHER ASSAULT AND RELATED								
Major (incl. G.B.H. sex with 3rd person.)	116	4.0	153	4.3	119	3.8	125	4.0
Other (incl. Kidnapping)	44	1.5	65	1.8	87	2.8	87	2.8
Total Assault	160	5.5	218	6.1	206	6.6	212	6.8
Total Non-Sexual Against Person	838	28.6	1095	30.5	1078	34.7	1046	33.8
SEXUAL:								
Rape & Attempted Rape	115	3.9	160	4.5	169	5.4	124	4.0
Carnal Knowledge, Incest	29	1.0	29	0.8	22	0.7	17	0.6
Indecent Assault, M or F	43	1.5	55	1.5	27	0.9	27	0.9
Other serious sexual*	-	-	-	-	21	0.7	56	1.8
Other (incl. Prostitution)	17	0.6	14	0.4	13	0.4	11	0.4
Total Sexual	204	7.0	258	7.2	252	8.1	235	7.7
Total against Person	1042	35.5	1353	37.7	1330	42.8	1281	41.3
OTHER OFFENCES								
Property (incl. fraud)	1060	36.1	1271	35.4	1033	33.3	1159	37.4
Order (incl. offensive behaviour)	557	19.0	391	10.9	81	2.6	74	2.4
Drug	106	3.6	269	7.5	291	9.4	301	9.7
Traffic	169	5.8	307	8.5	368	11.9	283	9.1
Total, Other offences	1892	64.5	2238	62.8	1174	57.2	1817	58.6
TOTAL ALL OFFENCES	2934	100.0	3591	100.0	3104	100.0	3098	100.0

* New category since 1982 following the revision of Sexual Offences.

Source of figures for 1975 and 1979 was Australian Bureau of Statistics.

TABLE 9. SENTENCED PRISONERS, NSW, 30 JUNE 1983: AGGREGATE SENTENCE IMPOSED BY SENTENCE SERVED BY SEX

AGGREGATE SENTENCE IMPOSED	SENTENCE SERVED (a)										TOTAL
	MONTHS				YEARS						
	Under 1	1 and under 3	3 and under 6	6 and under 12	1 and under 2	2 and under 5	5 and under 7	7 and under 10	10 and under 15	15 or more	
MALES											
1 and under 8 days	20	20
8 and under 30 days	57	57
1 and under 3 months	23	5	28
3 and under 6 months	42	11	53
6 and under 9 months	74	100	45	2	..	1	1	223
9 and under 12 months	4	8	12	2	26
1 and under 2 years	49	76	98	58	7	288
2 and under 5 years	53	98	158	262	204	67	3	845
5 and under 7 years	10	11	26	65	102	100	2	3	1	..	320
7 and under 10 years	9	5	12	52	93	134	22	2	1	..	330
10 and under 15 years	4	1	3	19	37	143	58	12	4	1	282
15 years or more	2	2	10	51	39	40	16	1	161
Life	1	..	2	9	13	56	41	44	13	8	187
Governor's Pleasure	1	1	4	3	1	2	13
Periodic Detention	43	98	68	25	234
TOTAL	389	413	427	497	470	555	166	103	35	12	3067
FEMALES											
1 and under 8 days	2	2
8 and under 30 days	6	6
1 and under 3 months	..	1	1
3 and under 6 months	3	3	6
6 and under 9 months	3	9	5	17
9 and under 12 months
1 and under 2 years	4	4	5	5	18
2 and under 5 years	1	6	13	10	11	6	47
5 and under 7 years	..	1	1	1	4	5	1	13
7 and under 10 years	2	4	5	11
10 and under 15 years	1	3	4
15 years or more
Life	1	..	4	2	2	9
Governor's Pleasure
Periodic Detention	2	8	1	11
TOTAL	21	32	26	19	19	23	3	2	145

(a) See Explanatory Notes.

TABLE 10. SENTENCED PRISONERS, NSW, 30 JUNE 1983: MOST SERIOUS OFFENCE BY SENTENCE SERVED (a) BY SEX

MOST SERIOUS OFFENCE	SENTENCE SERVED (a)										TOTAL
	MONTHS				YEARS						
	Under 1	1 and Under 3	3 and Under 6	6 and Under 12	1 and Under 2	2 and Under 5	5 and Under 7	7 and Under 10	10 and Under 15	15 or More	
MALES											
HOMICIDES & ASSAULTS & LIKE OFFENCES											
Murder	3	9	21	59	42	45	13	9	201
Attempted murder	2	2	9	3	16
Conspiracy to murder	1	1	2
Manslaughter	1	..	1	13	16	19	7	3	60
Major assault	12	16	24	26	17	21	6	2	1	..	125
Other (incl. kidnapping)	17	25	9	12	4	15	..	4	86
TOTAL Homicides, assaults nec	32	41	38	60	60	123	59	54	14	9	490
SEXUAL & RELATED OFFENCES											
Rape & serious sexual (b)	4	11	10	30	38	64	17	10	6	..	190
Carnal knowledge, incest	..	4	..	6	2	2	2	1	17
Indecent assault (c)	2	4	4	7	6	5	28
Buggery & bestiality	1	..	3	4	3	3	14
TOTAL Sexual & related offences	6	19	15	43	49	75	22	14	6	..	249
ROBBERY & EXTORTION											
Robbery with major assault	7	15	27	66	94	159	50	29	12	2	461
Other (incl. blackmail)	3	9	15	35	27	16	3	1	109
TOTAL Robbery & extortion	10	24	42	101	121	175	53	30	12	2	570
FRAUD											
TOTAL Fraud	21	21	24	23	11	13	2	115
OFFENCES AGAINST PROPERTY											
Break enter & steal	63	75	99	119	103	58	14	3	2	..	536
Other	86	77	109	99	48	44	6	1	..	1	471
TOTAL Offences against property nec	149	152	208	218	151	102	20	4	2	1	1007
DRIVING, TRAFFIC & RELATED OFFENCES											
TOTAL Driving, traffic & related offences (d)	127	97	49	8	1	282
OTHER OFFENCES											
Offences against enforcement of order (e)	10	17	11	6	2	8	1	1	1	..	57
Offences relating to drugs of addiction etc.	31	41	37	34	71	59	9	282
Other (incl. offences behaviour & vagrancy)	3	1	3	4	4	15
TOTAL Other offences	44	59	51	44	77	67	10	1	1	..	354
TOTAL ALL OFFENCES	389	413	427	497	470	555	166	103	35	12	3067

(a) See Explanatory Notes.

(b) Includes Sexual Assault, Categories 1, 2 & 3 under Section 61 of the NSW Crimes Act.

(c) Includes indecent assault on and unlawful indecent acts with males and females (excluding buggery). Includes Sexual Assaults category 4 under Section 61 of the N.S.W. Crimes Act.

(d) Includes driving offences occasioning death or injury.

(e) Includes breach of parole & escape from lawful custody.

TABLE 10. (CONTD.) SENTENCED PRISONERS, NSW, 30 JUNE 1983: MOST SERIOUS OFFENCE BY SENTENCE SERVED (a) BY SEX

MOST SERIOUS OFFENCE	SENTENCE SERVED										TOTAL
	MONTHS				YEARS						
	Under 1	1 and Under 3	3 and Under 6	6 and Under 12	1 and Under 2	2 and Under 5	5 and Under 7	7 and Under 10	10 and Under 15	15 or More	
FEMALES											
HOMICIDES & ASSAULTS & LIKE OFFENCES											
Murder	1	..	4	2	2	9
Manslaughter	2	1	1	4
Major assault	1	5	6
Other (incl. kidnapping)	2	2
TOTAL Homicides, Assaults nec	2	..	1	3	1	10	2	2	21
SEXUAL & RELATED OFFENCES											
Rape & serious sexual (b)	1	1
TOTAL Sexual & related offences	1	1
ROBBERY & EXTORTION											
Robbery with major assault	1	1	2	2	..	1	7
Other (incl. blackmail)	4	2	2	1	9
TOTAL Robbery & extortion	1	5	4	4	1	1	16
FRAUD											
TOTAL Fraud	1	6	3	10
OFFENCES AGAINST PROPERTY											
Break enter & steal	3	5	5	7	4	5	1	30
Other	6	8	5	2	1	1	23
TOTAL Offences against property nec	9	13	10	9	5	6	1	53
DRIVING, TRAFFIC & RELATED OFFENCES											
TOTAL Driving, traffic & related offences (d)	3	3
OTHER OFFENCES											
Offences against enforcement of order (e)	1	1	2
Offences relating to drugs of addiction etc.	3	7	7	3	11	6	37
Other (incl. offences behaviour & vagrancy)	1	..	1	2
TOTAL Other offences	5	8	8	3	11	6	41
TOTAL ALL OFFENCES	3	23	32	28	15	27	14	3	145

(a) See Explanatory Notes.

(b) Includes Sexual Assault, Categories 1, 2 & 3 under Section 61 of the N.S.W. Crimes Act.

(c) Includes indecent assault on and unlawful indecent acts with males and females (excluding buggery). Includes Sexual Assaults category 4 under Section 61 of the N.S.W. Crimes Act.

(d) Includes driving offences occasioning death or injury.

(e) Includes breach of parole & escape from lawful custody.

TABLE 11. SENTENCED PRISONERS, NSW, 30 JUNE 1983: AGE BY MOST SERIOUS OFFENCE (a) BY SEX

MOST SERIOUS OFFENCE	AGE (YEARS) at 30 June 1983																TOTAL ALL AGES	
	16	17	18	19	20	21-22	23-24	25-29	30-34	35-39	40-44	45-49	50-54	55-59	60-64	65+		UNKNOWN
MALES																		
HOMICIDES, ASSAULTS & LIKE OFFENCES																		201
Murder	2	..	3	12	10	41	38	33	17	20	14	7	2	1	1	16
Attempted murder	1	4	4	3	..	3	2
Conspiracy to murder	1	1	60
Manslaughter (excluding driving)	..	1	1	2	5	7	14	11	3	5	6	3	2	125
Major assault	..	1	3	7	7	20	11	22	23	13	7	6	2	1	1	..	1	86
Other assault	6	4	5	9	10	21	10	14	3	3	..	1	490
TOTAL Homicides, assaults etc.	..	1	12	12	17	46	39	103	87	66	32	38	19	11	4	1	2	190
SEXUAL & RELATED OFFENCES																		17
Rape & serious sexual (b)	4	8	10	14	26	57	35	17	10	5	3	1	28
Carnal knowledge, incest	2	1	2	3	2	4	1	1	..	1	14
Indecent assault (c)	1	1	2	2	5	5	3	5	1	2	1	..	249
Buggery & bestiality	2	..	1	4	2	3	1	1	461
TOTAL Sexual & related offences	4	9	13	18	30	68	45	25	20	8	6	1	1	1	..	109
ROBBERY & EXTORTION																		570
Robbery with major assault	1	2	10	14	26	48	73	148	82	31	17	5	3	1	115
Other (incl. blackmail)	1	6	4	29	17	38	6	3	3	1	1	536
TOTAL Robbery & extortion	1	2	11	20	30	77	90	186	88	34	20	6	4	1	471
FRAUD																		1007
TOTAL Fraud	2	3	5	6	6	28	15	21	14	5	7	3	536
OFFENCES AGAINST PROPERTY NEC																		471
Break enter & steal	..	2	22	42	37	85	101	137	64	24	10	8	1	2	1	471
Other	..	3	32	53	60	80	39	72	60	35	14	8	6	4	2	1	2	1007
TOTAL Offences against property nec	..	5	54	95	97	165	140	209	124	59	24	16	7	6	2	1	3	282
DRIVING, TRAFFIC & RELATED OFFENCES																		57
TOTAL Driving, traffic & related offences (d)	6	23	17	37	25	60	41	23	30	6	7	6	1	282
OTHER OFFENCES																		15
Offences against enforcement of order (e)	3	2	4	11	8	17	5	2	3	1	1	282
Offences relating to drugs of addiction	3	6	5	17	20	61	66	56	24	10	9	4	1	15
Other (incl. offensive behaviour & vagrancy)	1	1	1	2	1	4	1	1	1	1	1	354
TOTAL Other offences	7	9	10	30	29	82	72	59	28	12	11	4	1	3067
TOTAL ALL OFFENCES	1	8	96	171	189	379	359	736	472	287	168	91	61	32	7	3	7	

(a) See Explanatory Notes.
 (b) Includes Sexual Assault, Categories 1, 2 & 3 under Section 61 of the N.S.W. Crimes Act.
 (c) Includes indecent assault; on and unlawful indecent acts with males and females (excluding buggery). Includes Sexual Assaults category 4 under Section 61 of the N.S.W. Crimes Act.
 (d) Includes driving offences occasioning death or injury.
 (e) Includes breach of parole & escape from lawful custody.

TABLE 11. (CONT.) SENTENCED PRISONERS, NSW, 30 JUNE 1983: AGE BY MOST SERIOUS OFFENCE (a) BY SEX

MOST SERIOUS OFFENCE	AGE (YEARS) at 30 June 1983																	TOTAL ALL AGES
	16	17	18	19	20	21-22	23-24	25-29	30-34	35-39	40-44	45-49	50-54	55-59	60-64	65+	UNKNOWN	
FEMALES																		
HOMICIDES, ASSAULTS & LIKE OFFENCES	1	2	1	..	3	1	..	1	9
Murder	1	1	..	1	4
Manslaughter (excluding driving)	1	6
Major assault	1	2	..	1	1	1	2
Other (incl. kidnapping)	1	..	1	2
TOTAL Homicides, assaults etc.	1	2	3	3	3	2	3	2	..	2	21
SEXUAL & RELATED OFFENCES	1	1
Rape & serious sexual	1	1
TOTAL Sexual & related offences	1	1
ROBBERY & EXTORTION	1	1	3	2	7
Robbery with major assault	1	..	1	4	1	2	9
Other (incl. blackmail)	7
TOTAL Robbery & extortion	1	..	2	5	4	4	16
FRAUD	1	1	1	..	3	1	..	2	..	1	10
TOTAL Fraud	1	1	1	..	3	1	..	2	..	1	10
OFFENCES AGAINST PROPERTY NEC	1	2	3	3	9	8	2	1	1	30
Break enter & steal	1	1	4	3	9	3	1	1	23
Other	7
TOTAL Offences against property nec	1	3	4	7	12	17	5	2	2	53
DRIVING, TRAFFIC & RELATED OFFENCES	1	1	..	1	3
TOTAL Driving, traffic & related offences	1	1	..	1	3
OTHER OFFENCES	1	1	2
Offences against enforcement of order	12	3	3	6	37
Offences relating to drugs of addiction	1	1	1	3	7	2
Other (incl. offensive behaviour & vagrancy)	1	1	2
TOTAL Other offences	1	1	1	3	7	13	4	4	6	1	41
TOTAL ALL OFFENCES	3	7	10	19	27	41	12	10	12	..	3	1	145

TABLE 12. SENTENCED PRISONERS, NSW, 30 JUNE 1983: MOST SERIOUS OFFENCE AND AGGREGATE SENTENCE IMPOSED (a)

MOST SERIOUS OFFENCE	AGGREGATE SENTENCE IMPOSED															TOTAL		
	DAYS		MONTHS				YEARS										Governor's Pleasure	Periodic detention
	1 and under 8	8 and under 30	1 and under 3	3 and under 6	6 and under 9	9 and under 12	1 and under 2	2 and under 5	5 and under 7	7 and under 10	10 and under 15	15 and over	Life					
MALES																		
HOMICIDES & ASSAULTS & LIKE OFFENCES									1	1	2	3	182	12	..	201		
Murder	2	5	6	3	16		
Attempted murder	1	1	2		
Conspiracy to murder	5	3	25	21	5	1	60		
Manslaughter	5	14	9	12	10	1	1	13	125		
Major assault	..	2	1	2	8	..	13	39	14	86		
Other (incl. kidnapping)	..	4	2	4	14	2	12	14	5	6	9	6	8	..		
TOTAL Homicides, assaults nec	..	6	3	6	22	2	25	59	23	43	49	31	187	13	21	490		
SEXUAL & RELATED OFFENCES								16	17	59	51	26	1	190		
Rape & serious sexual (b)	2	6	2	3	2	2	17		
Carnal knowledge, incest	28		
Indecent assault (c)	1	..	3	14	5	2	1	2	..		
Buggery and bestiality	2	1	2	6	3	14		
TOTAL Sexual & related offences	1	..	5	58	25	66	60	31	3	249		
ROBBERY & EXTORTION							1	73	88	112	110	74	3	461		
Robbery with major assault	2	52	28	17	5	2	3	109		
Other (incl. Blackmail)		
TOTAL Robbery and extortion	3	125	116	129	115	76	6	570		
FRAUD		1	1	2	12	5	15	45	13	6	3	2	10	115		
TOTAL Fraud	..	1	1	2	12	5	15	45	13	6	3	2	10	115		
OFFENCES AGAINST PROPERTY		1	1	3	33	3	95	274	54	34	15	4	19	536		
Break enter & steal	3	6	7	9	57	7	87	178	37	15	5	2	58	471		
Other		
TOTAL Offences against property	3	7	8	12	90	10	182	452	91	49	20	6	77	1007		
DRIVING, TRAFFIC & RELATED OFFENCES															92	282		
TOTAL Driving, traffic & related offences (d)	15	38	11	24	66	4	24	7	1	92	282		
OTHER OFFENCES			2	4	13	1	4	21	2	3	..	3	4	57		
Offences against enforcement of order (e)		
Offences relating to drugs of addiction	1	4	3	4	18	3	27	72	48	34	35	12	21	282		
Other (incl. offensive behav. & vagrancy)	1	1	..	1	1	1	3	6	1	15		
TOTAL Other offences	2	5	5	9	32	5	34	99	51	37	35	15	25	354		
TOTAL ALL OFFENCES	20	57	28	55	223	26	288	845	320	330	282	161	187	13	234	3067		

(a) See Explanatory Notes.
 (b) Includes Sexual Assault, Categories 1, 2 & 3 under Section 61 of the N.S.W. Crimes Act.
 (c) Includes indecent assault on and unlawful indecent acts with males and females (excluding buggery). Includes Sexual Assaults category 4 under Section 61 of the N.S.W. Crimes Act.
 (d) Includes driving offences occasioning death or injury.
 (e) Includes breach of parole & escape from lawful custody.

TABLE 12. (CONT'D) SENTENCED PRISONERS, NSW, 30 JUNE 1983: MOST SERIOUS OFFENCE AND AGGREGATE SENTENCE IMPOSED (a)

MOST SERIOUS OFFENCE	AGGREGATE SENTENCE IMPOSED															TOTAL
	DAYS		MONTHS				YEARS						Governor's Pleasure	Periodic detention		
	1 and under 8	8 and under 30	1 and under 3	3 and under 6	6 and under 9	9 and under 12	1 and under 2	2 and under 5	5 and under 7	7 and under 10	10 and under 15	15 and over			Life	
FEMALES																
HOMICIDES & ASSAULTS & LIKE OFFENCES																
Murder	9
Manslaughter	1	2	1
Major assault	1	3	..	1	1
Other (incl. kidnapping)	1	1
TOTAL Homicides, assaults nec.	1	2	3	1	3	2	..	9	21
SEXUAL & RELATED OFFENCES																
Rape & serious sexual (b)	1	1
TOTAL Sexual & related offences	1	1
ROBBERY & EXTORTION																
Robbery with major assault	3	2	..	1	1	7
Other (incl. Blackmail)	1	..	7	1	9
TOTAL Robbery and extortion	1	..	7	3	2	..	1	2	16
FRAUD																
TOTAL Fraud	1	5	..	1	..	1	2	10
OFFENCES AGAINST PROPERTY																
Break enter & steal	1	..	8	13	4	1	3	30
Other	2	..	4	6	..	5	6	23
TOTAL Offences against property	2	..	4	7	..	13	19	4	1	53
DRIVING, TRAFFIC & RELATED OFFENCES																
TOTAL Driving, traffic & related offences (d)	1	2	3
OTHER OFFENCES																
Offences against enforcement of order (e)	1	1	2
Offences relating to drugs of addiction	1	1	1	4	15	5	6	1	3	37
Other (incl. offensive behav. & vagrancy)	2	2
TOTAL Other offences	1	2	1	..	2	..	4	15	5	6	1	4	41
TOTAL ALL OFFENCES	2	6	1	6	17	..	25	40	13	11	4	..	9	..	11	145

(a) See Explanatory Notes.

(b) Includes Sexual Assault, Categories 1, 2 & 3 under Section 61 of the N.S.W. Crimes Act.

(c) Includes indecent assault on and unlawful indecent acts with males and females (excluding buggery). Includes Sexual Assaults category 4 under Section 61 of the N.S.W. Crimes Act.

(d) Includes driving offences occasioning death or injury.

(e) Includes breach of parole & escape from lawful custody.

TABLE 13 SENTENCED PRISONERS, NSW, 30 JUNE 1983: MOST SERIOUS OFFENCE BY SEX BY COUNTRY OF BIRTH (a)

MOST SERIOUS OFFENCE	COUNTRY OF BIRTH															TOTAL ALL COUNTRIES
	AUS-TRALIA	NEW ZEALAND	PAPUA NEW GUINEA	OTHER OCEANIA	VIETNAM KAMPUCHEA	OTHER ASIAN	EUROPEAN COUNTRIES					AMERICAN COUNTRIES	AFRICAN COUNTRIES	MIDDLE EAST	OTHER COUNTRIES	
							UK	GREECE	ITALY	YUGOSLAVIA	OTHER EUROPE					
MALES																
HOMICIDES, ASSAULTS & LIKE OFFENCES																
Murder	156	7	2	9	..	4	10	5	2	..	6	..	201
Attempted murder	11	1	1	2	1	16
Conspiracy to murder	2	2
Manslaughter	38	2	..	1	..	1	8	5	3	1	..	1	..	60
Major assault	93	3	..	2	2	1	7	..	1	3	2	3	1	7	..	125
Other (incl. kidnapping)	69	..	1	2	..	1	3	..	1	7	1	1	86
TOTAL Homicides, assaults etc.	369	13	1	5	2	6	29	1	6	25	11	7	1	14	..	490
SEXUAL & RELATED OFFENCES																
Rape & serious sexual (b)	170	2	..	3	9	..	1	2	1	..	1	..	1	190
Carnal knowledge, incest	15	1	..	1	17
Indecent assault (c)	25	1	..	1	1	28
Buggery & bestiality	13	1	14
TOTAL Sexual & related offences	223	2	..	3	12	..	3	3	1	..	1	..	1	249
ROBBERY & EXTORTION																
Robbery with major assault	384	14	1	2	27	..	4	3	13	..	2	8	3	461
Other (incl. Blackmail)	90	2	11	1	1	..	1	1	1	1	..	109
TOTAL Robbery & extortion	474	16	1	2	38	1	5	3	14	1	3	9	3	570
FRAUD																
TOTAL Fraud	92	6	1	1	5	..	1	2	2	1	1	2	1	115
OFFENCES AGAINST PROPERTY NEC																
Break, enter & steal	460	11	2	28	2	1	3	17	1	..	9	2	536
Other	407	10	2	1	20	2	3	8	8	3	2	2	3	471
TOTAL Offences against property nec	867	21	2	3	48	4	4	11	25	4	2	11	5	1007
DRIVING, TRAFFIC & RELATED OFFENCES																
TOTAL Driving, traffic & related offences (d)	235	4	..	1	1	..	10	1	2	9	11	2	1	4	1	282
OTHER OFFENCES																
Offences against enforcement of order (e)	47	2	2	2	..	1	1	1	1	57
Offences relating to drugs of addiction	141	23	1	1	..	9	17	5	17	5	15	5	8	34	1	282
Other (incl. offensive behaviour & vagrancy)	12	2	1	15
TOTAL Other offences	200	27	1	1	..	9	19	7	17	6	17	6	8	34	2	354
TOTAL ALL OFFENCES	2460	89	5	10	4	21	161	14	38	59	81	21	17	74	13	3067

(a) See Explanatory Notes.

(b) Includes Sexual Assault, Categories 1, 2 & 3 under Section 61 of the N.S.W. Crimes Act.

(c) Includes indecent assault on and unlawful indecent acts with males and females (excluding buggery). Includes Sexual Assault category 4 under Section 61 of the N.S.W. Crimes Act.

(d) Includes driving offences occasioning death or injury.

(e) Includes breach of parole & escape from lawful custody.

TABLE 13 (CONTD.) SENTENCED PRISONERS, NSW, 30 JUNE 1983: MOST SERIOUS OFFENCE BY SEX BY COUNTRY OF BIRTH (a)

MOST SERIOUS OFFENCE	COUNTRY OF BIRTH														TOTAL ALL COUNTRIES	
	AUS-TRALIA	NEW ZEALAND	PAPUA NEW GUINEA	OTHER OCEANIA	VIETNAM KAMPUCHEA	OTHER ASIAN	EUROPEAN COUNTRIES					AMERICAN COUNTRIES	AFRICAN COUNTRIES	MIDDLE EAST		OTHER COUNTRIES
							UK	GREECE	ITALY	YUGOSLAVIA	OTHER EUROPE					
FEMALES																
HOMICIDES, ASSAULTS & LIKE OFFENCES																
Murder	6	2	1	9
Manslaughter	2	1	1	4
Major assault	4	1	1	6
Other (incl. kidnapping)	2	2
TOTAL Homicides, assaults etc.	14	3	1	1	1	1	21
SEXUAL & RELATED OFFENCES																
Rape & serious sexual (b)	1	1
TOTAL Sexual & related offences	1	1
ROBBERY & EXTORTION																
Robbery with major assault	7	7
Other (incl. Blackmail)	9	9
TOTAL Robbery & extortion	16	16
FRAUD																
TOTAL Fraud	9	1	10
OFFENCES AGAINST PROPERTY NEC																
Break, enter & steal	29	1	30
Other	19	1	1	2	23
TOTAL Offences against property nec	48	1	1	1	2	53
DRIVING, TRAFFIC & RELATED OFFENCES																
TOTAL Driving, traffic & related offences (d)	2	1	3
OTHER OFFENCES																
Offences against enforcement of order (e)	2	2
Offences relating to drugs of addiction	20	6	1	4	1	1	3	1	37
Other (incl. offensive behaviour & vagrancy)	2	2
TOTAL Other offences	24	6	1	4	1	1	3	1	41
TOTAL ALL OFFENCES	114	10	..	1	..	2	7	2	4	3	2	145

(a) See Explanatory Notes.

(b) Includes Sexual Assault, Categories 1, 2 & 3 under Section 61 of the N.S.W. Crimes Act.

(c) Includes indecent assault on and unlawful indecent acts with males and females (excluding buggery). Includes Sexual Assaults category 4 under Section 61 of the N.S.W. Crimes Act.

(d) Includes driving offences occasioning death or injury.

(e) Includes breach of parole & escape from lawful custody.

TABLE 14. SENTENCED PRISONERS, NSW, 30 JUNE 1983: SEX BY LEGAL STATUS BY TYPE OF SENTENCE

Type of sentence	Awaiting appeal result	Under sentence - no appeal current	Governor's Pleasure	Total Sentenced	
				Number	%
MALES					
Life	11	176	-	187	6.1
Governor's Pleasure	-	-	13	13	0.4
Indefinite (non-parole period specified)	80	1875	-	1955	63.7
Definite -	13	602	-	615	20.1
(Non-parole period not specified)	-	59	-	59	1.9
Fine default	-	234	-	234	7.6
Periodic detention	-	4	-	4	0.1
Unknown	-	-	-	-	-
TOTAL MALES	104	2950	13	3067	100.0
FEMALES					
Life	1	8	-	9	6.2
Indefinite (non-parole period specified)	8	70	-	78	53.8
Definite -	1	46	-	47	32.4
(Non-parole period not specified)	-	11	-	11	7.6
Periodic detention	-	-	-	-	-
TOTAL FEMALES	10	135	-	145	100.0
PERSONS					
Life	12	184	-	196	6.1
Governor's Pleasure	-	-	13	13	0.4
Indefinite (non-parole period specified)	88	1945	-	2033	63.3
Definite -	14	648	-	662	20.6
(Non-parole period not specified)	-	59	-	59	1.9
Fine default	-	245	-	245	7.6
Periodic detention	-	4	-	4	0.1
Unknown	-	-	-	-	-
TOTAL - NUMBER	114	3085	13	3212	100.0
- %	3.6	96.0	0.4	100.0	

TABLE 15. SENTENCED PRISONERS, NSW, 30 JUNE 1983: ABORIGINALITY BY LEGAL STATUS BY TYPE OF SENTENCE

Type of sentence	Awaiting appeal result	Under sentence - no appeal current (a)	Governor's Pleasure	Total Sentenced	
				Number	%
ABORIGINALS/TORRES STRAIT ISLANDERS					
Life	-	5	-	5	2.5
Governor's Pleasure	-	-	-	-	-
Indefinite (non-parole period specified)	3	138	-	141	70.1
Definite -	1	46	-	47	23.4
(Non-parole period not specified)	-	2	-	2	1.0
Fine default	-	6	-	6	3.0
Periodic detention	-	-	-	-	-
TOTAL - Aboriginals/Torres St. Islanders	4	198	-	202	100.0
OTHER AND UNKNOWN					
Life	12	179	-	191	6.3
Governor's Pleasure	-	-	13	13	0.4
Indefinite (non-parole period specified)	85	1807	-	1892	62.9
Definite -	13	602	-	615	20.4
(Non-parole period not specified)	-	57	-	57	1.9
Fine default	-	239	-	239	8.0
Periodic detention	-	4	-	4	0.1
Unknown	-	-	-	-	-
TOTAL - Other and unknown	110	2888	13	3011	100.0
TOTAL PRISONERS					
Life	12	184	-	196	6.1
Governor's Pleasure	-	-	13	13	0.4
Indefinite (non-parole period specified)	88	1945	-	2033	63.3
Definite -	14	648	-	662	20.6
(Non-parole period not specified)	-	59	-	59	1.9
Fine default	-	245	-	245	7.6
Periodic detention	-	4	-	4	0.1
Unknown	-	-	-	-	-
TOTAL - NUMBER	114	3085	13	3212	100.0
- %	3.5	96.1	0.4	100.0	

(a) Includes Governor's Pleasure prisoners.

TABLE 16. SENTENCED PRISONERS, NSW, 30 JUNE 1983: COURT BY TYPE OF SENTENCE BY LEGAL STATUS

Type of Sentence	Level of court			Other court	Total Sentenced	
	Supreme	District	Lower	Federal	Number	%
AWAITING APPEAL RESULT						
Life	11	-	-	1	12	10.5
Governor's Pleasure	-	-	-	-	-	-
Indefinite (non-parole period specified)	16	69	3	-	88	77.2
Definite -						
(Non-parole period not specified)	1	5	8	-	14	12.3
Fine default	-	-	-	-	-	-
Periodic detention	-	-	-	-	-	-
TOTAL	28	74	11	1	114	100.0
NO APPEAL CURRENT						
Life	169	7	-	8	184	5.9
Governor's Pleasure	13	-	-	-	13	0.4
Indefinite (non-parole period specified)	306	1477	155	7	1945	62.8
Definite -						
(Non-parole period not specified)	25	222	392	9	648	20.9
Fine default	-	-	59	-	59	1.9
Periodic detention	2	106	137	-	245	7.9
Unknown	-	3	1	-	4	0.1
TOTAL	515	1815	744	24	3098	100.0
TOTAL						
Life	180	7	-	9	196	6.1
Governor's Pleasure	13	-	-	-	13	0.4
Indefinite (non-parole period specified)	322	1546	158	7	2033	63.3
Definite -						
(Non-parole period not specified)	26	227	400	9	662	20.6
Fine default	-	-	59	-	59	1.8
Periodic detention	2	106	137	-	245	7.6
Unknown	-	3	1	-	4	0.1
TOTAL - NUMBER	543	1889	755	25	3212	100.0
- %	16.9	58.8	23.5	0.8	100.0	

TABLE 17a. SENTENCED PRISONERS, HELD FOR BREACH OF PAROLE OR LICENSE, NSW, 30 JUNE 1983: MOST SERIOUS OFFENCE BY SENTENCE SERVED (a)

MOST SERIOUS OFFENCE	SENTENCE SERVED									TOTAL
	Under 1 month	3 to 6 months	6 to 12 months	1 to 2 years	2 to 5 years	5 to 7 years	7 to 10 years	10 to 15 years	15+ Years	
MALES & FEMALES										
HOMICIDES, ASSAULTS & LIKE OFFENCES										
Murder	2	1	2	6	2	13
Attempted murder	1	1
Conspiracy to murder	..	1	3
Manslaughter	3	7	2	1	15
Major assault	1	..	1	3	1	..	2	5
Other (incl. kidnapping)	..	1	..	1	1	..	2	5
TOTAL Homicides & assaults nec	2	2	1	4	12	4	5	6	2	38
SEXUAL & RELATED OFFENCES (b)										
Rape & serious sexual	2	..	1	2	18	6	8	4	..	41
Carnal knowledge, incest	1	4	1	1
Indecent assault (c)	1	1	2	2	5
Buggery & bestiality	1	1	6
TOTAL Sexual & related offences	2	..	1	4	23	9	10	4	..	53
ROBBERY & EXTORTION										
Robbery with major assault	3	17	50	18	16	5	..	109
Other (incl. Blackmail)	2	..	2	9	4	1	18
TOTAL Robbery & extortion	5	..	2	26	54	19	16	5	..	127
FRAUD										
TOTAL Fraud	1	..	2	5	3	1	12
OFFENCES AGAINST PROPERTY NEC										
Break, enter & steal	9	1	9	39	27	6	2	93
Other	6	2	2	18	17	2	47
TOTAL Offences against property nec	15	3	11	57	44	8	2	140
DRIVING TRAFFIC & RELATED OFFENCES										
TOTAL Driving, traffic & related offences (d)	1	..	1	2
OTHER OFFENCES										
Offences against enforcement of order (e)	1	4	5
Offences relating to drugs of addiction etc.	1	1	2	2	6	2	14
Other (incl. offensive behaviour & vagrancy)	1	1
TOTAL Other offences	1	1	2	4	10	2	20
TOTAL ALL OFFENCES	27	6	20	100	146	43	33	15	2	392

(a) See Explanatory Notes.

(b) Includes Sexual Assault, Categories 1, 2 & 3 under Section 61 of the N.S.W. Crimes Act.

(c) Includes indecent assault or and unlawful indecent acts with males and females (excluding buggery). Includes Sexual Assault category 4 under Section 61 of the N.S.W. Crimes Act.

(d) Includes driving offences occasioning death or injury.

(e) Includes breach of parole & escape from lawful custody.

TABLE 17b. SENTENCED PRISONERS, RETURNED ESCAPEES, NSW, 30 JUNE 1983: MOST SERIOUS OFFENCE BY SENTENCE SERVED (a)

MOST SERIOUS OFFENCE	SENTENCE SERVED										TOTAL
	Under	1 to	3 to	6 to	1 to	2 to	5 to	7 to	10 to	15+	
	1 month	3 months	6 months	12 months	2 years	5 years	7 years	10 years	15 years	Years	
MALES & FEMALES											
HOMICIDES, ASSAULTS & LIKE OFFENCES											
Murder	1	1	..	3	2	2	9
Attempted murder	1	1
Conspiracy to murder
Manslaughter	2	..	1	3
Major assault	1	1	1	1	4
Other (incl. kidnapping)	1	1	2
TOTAL Homicides & assaults nec	1	..	3	4	2	4	2	2	19
SEXUAL & RELATED OFFENCES (b)											
Rape & serious sexual	1	2	..	1	4
Carnal knowledge, incest	1	..	1	2
Indecent assault (c)
Buggery & bestiality
TOTAL Sexual & related offences	1	3	..	2	6
ROBBERY & EXTORTION											
Robbery with major assault	1	4	3	16	10	3	5	..	42
Other (incl. Blackmail)	2	3	1	1	7
TOTAL Robbery & extortion	1	6	6	17	11	3	5	..	49
FRAUD											
TOTAL Fraud	2	2	..	1	5
OFFENCES AGAINST PROPERTY NEC											
Break, enter & steal	1	1	6	15	10	11	1	45
Other	1	6	17	5	8	1	38
TOTAL Offences against property nec	1	2	12	32	15	19	2	83
DRIVING TRAFFIC & RELATED OFFENCES											
TOTAL Driving, traffic & related offences (d)	1	1
OTHER OFFENCES											
Offences against enforcement of order (e)	1	..	1	2	4
Offences relating to drugs of addiction etc.	1	..	2	3
Other (incl. offensive behaviour & vagrancy)	1	3
TOTAL Other offences	1	..	1	3	1	2	8
TOTAL ALL OFFENCES	3	2	16	43	28	46	15	9	7	2	171

(a) See Explanatory Notes.

(b) Includes Sexual Assault, Categories 1, 2 & 3 under Section 61 of the N.S.W. Crimes Act.

(c) Includes indecent assault on and unlawful indecent acts with males and females (excluding buggery). Includes Sexual Assaults category 4 under Section 61 of the N.S.W. Crimes Act.

(d) Includes driving offences occasioning death or injury.

(e) Includes breach of parole & escape from lawful custody.

TABLE 17c. SENTENCED PRISONERS, COMBINED BREACH OF PAROLE/LICENSE/ESCAPE, NSW, 30 JUNE 1983: MOST SERIOUS OFFENCE BY SENTENCE SERVED (a)

MOST SERIOUS OFFENCE	SENTENCE SERVED										TOTAL
	Under	1 to	3 to	6 to	1 to	2 to	5 to	7 to	10 to	15+	
	1 month	3 months	6 months	12 months	2 years	5 years	7 years	10 years	15 years	Years	
MALES & FEMALES											
HOMICIDES, ASSAULTS & LIKE OFFENCES											
Murder	1	1
Attempted murder	1	1
Conspiracy to murder	1	1
Manslaughter	1	1	..	1	..	3
Major assault	2	2
Other (incl. kidnapping)	3	2	1	1	..	8
TOTAL Homicides & assaults nec	1	3	2	1	1	..	8
SEXUAL & RELATED OFFENCES											
Rape & serious sexual (b)	2	1	..	2	..	5
Carnal knowledge, incest	1	2
Indecent assault (c)	..	1	1	..	1	1
Buggery & bestiality
TOTAL Sexual & related offences	..	1	3	1	1	2	..	8
ROBBERY & EXTORTION											
Robbery with major assault	3	1	5	28	10	4	2	1	54
Other (incl. Blackmail)	1	..	1	1	1	4
TOTAL Robbery & extortion	3	2	5	29	11	5	2	1	58
FRAUD											
TOTAL Fraud	3	3
OFFENCES AGAINST PROPERTY NEC											
Break, enter & steal	2	..	1	7	13	11	6	1	1	..	42
Other	1	5	4	11	1	22
TOTAL Offences against property nec	3	..	1	12	17	22	7	1	1	..	64
DRIVING TRAFFIC & RELATED OFFENCES											
TOTAL Driving, traffic & related offences (d)
OTHER OFFENCES											
Offences against enforcement of order (e)	2	..	1	3
Offences relating to drugs of addiction etc.	1	1	3	5
Other (incl. offensive behaviour & vagrancy)
TOTAL Other offences	1	3	3	1	8
TOTAL ALL OFFENCES	7	1	1	14	23	63	24	9	6	1	149

(a) See Explanatory Notes.

(b) Includes Sexual Assault, Categories 1, 2 & 3 under Section 61 of the N.S.W. Crimes Act.

(c) Includes indecent assault on and unlawful indecent acts with males and females (excluding buggery). Includes Sexual Assaults category 4 under Section 61 of the N.S.W. Crimes Act.

(d) Includes driving offences occasioning death or injury.

(e) Includes breach of parole & escape from lawful custody.

TABLE 18. UNSENTENCED PRISONERS, NSW, 30 JUNE 1983: MOST SERIOUS OFFENCE AND TIME HELD (a)

MOST SERIOUS OFFENCE	TIME HELD (MONTHS)															TOTAL
	Under 1	1 and under 2	2 and under 3	3 and under 4	4 and under 5	5 and under 6	6 and under 7	7 and under 8	8 and under 9	9 and under 10	10 and under 11	11 and under 12	12 and under 14	14 and under 16	16 and under 18	
MALES																
HOMICIDES & ASSAULTS & LIKE OFFENCES																
Murder	9	..	1	1	2	3	3	2	2	1	2	..	1
Attempted murder	5	..	1	2	..	2	1
Conspiracy to murder	1	1	1
Manslaughter	1
Major assault	8	4	3	5	1
Other (incl. kidnapping)	13	3	2	3	2	..	1	..	1	..	1
TOTAL Homicides, assaults nec	36	7	7	12	4	5	4	2	5	1	2	..	1	3	..	2
SEXUAL & RELATED OFFENCES																
Rape & serious sexual (b)	5	4	4	2	3	2	1	5
Carnal knowledge, incest	1
Indecent assault (c)	3	..	1	..	1	..	1
Buggery and bestiality	1
TOTAL Sexual & related offences	9	5	5	2	4	2	2	5
ROBBERY & EXTORTION																
Robbery with ma, or assault	17	9	8	10	3	7	6	1	1	1	3
Other (incl. Blackmail)	10	5	1	2	3	2	1	2	..	1	2
TOTAL Robbery and extortion	27	14	9	12	6	9	7	3	1	1	2	..	1	3
FRAUD																
TOTAL Fraud	8	3	5	2	2	1	1	..	1	1	1	..
OFFENCES AGAINST PROPERTY NEC																
Break enter & steal	44	20	11	7	7	1	1	1	1	..	2	..	1
Other	30	10	6	2	2	..	1	1	1
TOTAL Offences against property nec	74	30	17	9	9	1	2	1	1	..	2	..	2	1
DRIVING, TRAFFIC & RELATED OFFENCES																
TOTAL Driving, traffic & related offences (d)	1	2	1
OTHER OFFENCES																
Offences against enforcement of order (e)	7	..	1	2
Offences relating to drugs of addiction	18	4	7	3	1	4	5	2	..	6	1	6	4
Other (incl. offensive behav. & vagrancy)	11	1	1	1
TOTAL Other offences	36	5	9	3	1	4	7	2	6	1	1	7	4
TOTAL ALL OFFENCES	191	66	53	40	26	22	22	13	146	3	6	7	9	4	2	6

(a) See Explanatory Notes.

(b) Includes Sexual Assault, Categories 1, 2 & 3 under Section 61 of the N.S.W. Crimes Act.

(c) Includes indecent assault on and unlawful indecent acts with males and females (excluding buggery). Includes Sexual Assaults category 4 under Section 61 of the N.S.W. Crimes Act.

(d) Includes driving offences occasioning death or injury.

(e) Includes breach of parole & escape from lawful custody.

TABLE 18. (CONTD.) UNSENTENCED PRISONERS, NSW, 30 JUNE 1983: MOST SERIOUS OFFENCE AND TIME HELD (a)

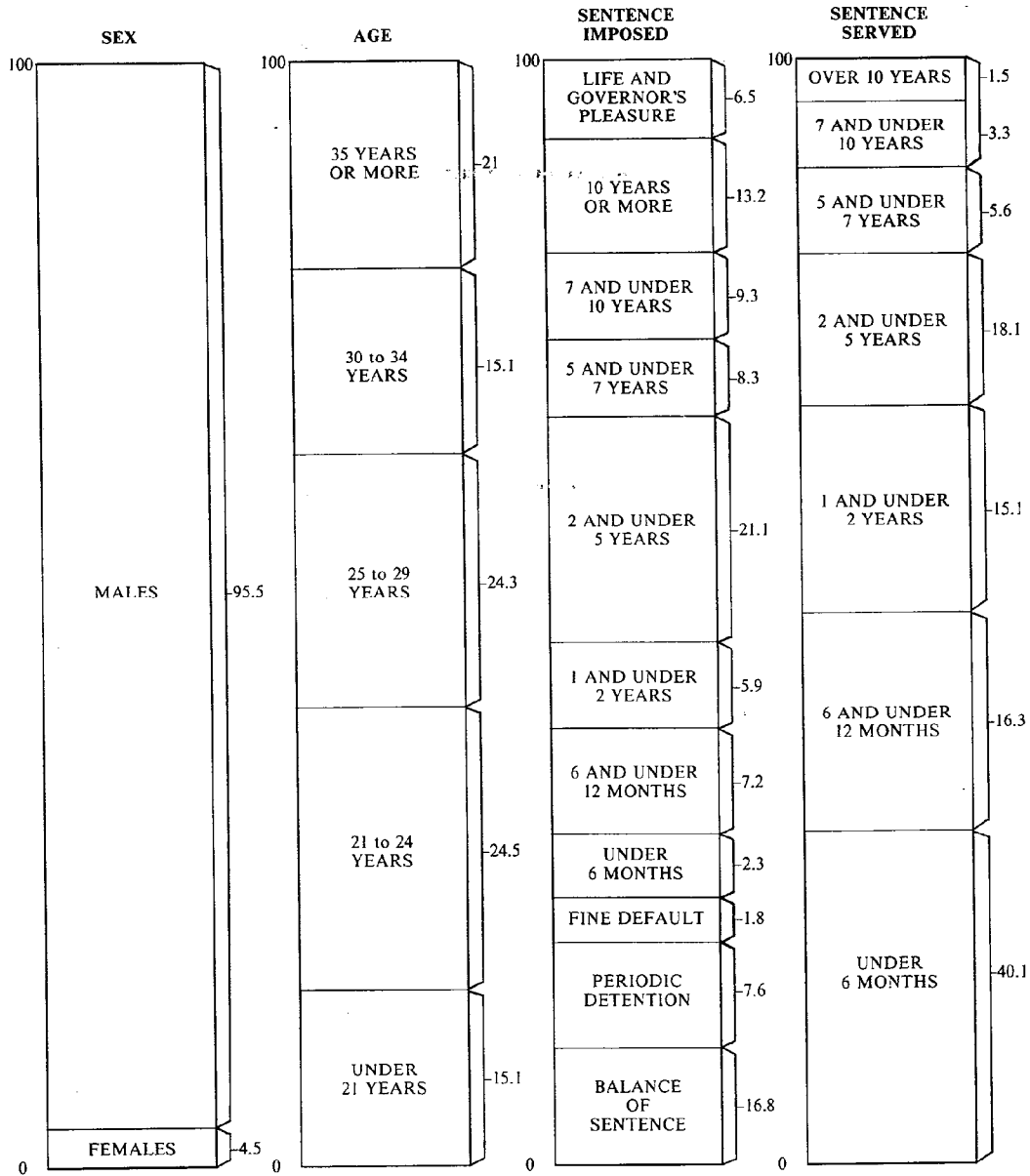
MOST SERIOUS OFFENCE	TIME HELD (MONTHS)															TOTAL
	Under 1	1 and under 2	2 and under 3	3 and under 4	4 and under 5	5 and under 6	6 and under 7	7 and under 8	8 and under 9	9 and under 10	10 and under 11	11 and under 12	12 and under 14	14 and under 16	16 and under 18	
FEMALES																
HOMICIDES, ASSAULTS & LIKE OFFENCES																
Murder	2	2
Manslaughter	1	1
Major assault	1	1
Other (incl. kidnapping)	1	1
TOTAL Homicides, assaults etc.	4	1	5
SEXUAL & RELATED OFFENCES																
TOTAL Sexual & related offences (b)	1	1
ROBBERY & EXTORTION																
Robbery with major assault	2	1	1	1	5
Other (incl. Blackmail)	..	1	1	2
TOTAL Robbery and extortion	2	2	2	1	7
FRAUD																
TOTAL Fraud	1	4	5
OFFENCES AGAINST PROPERTY NEC																
Break, enter & steal	1	1	2
Other	4	4
TOTAL Offences against property nec	5	1	6
DRIVING, TRAFFIC & RELATED OFFENCES																
TOTAL Driving, traffic & related offences (d)	1	1
OTHER OFFENCES																
Offences against enforcement of order (e)	1	1	2
Offences relating to drugs of addiction	2	3	3	8
Other (incl. offensive behaviour & vagrancy)	..	2	2
TOTAL Other offences	3	6	3	12
TOTAL ALL OFFENCES	16	13	2	..	3	1	..	1	..	1	37

(a) See Explanatory Notes.
 (b) Includes Sexual Assault, Categories 1, 2 & 3 under Section 61 of the N.S.W. Crimes Act.
 (c) Includes indecent assault on and unlawful indecent acts with males and females (excluding buggery). Includes Sexual Assaults category 4 under Section 61 of the N.S.W. Crimes Act.
 (d) Includes driving offences occasioning death or injury.
 (e) Includes breach of parole & escape from lawful custody.

TABLE 19. UNSENTENCED PRISONERS, NSW, 30 JUNE 1983: LEGAL STATUS BY ABORIGINALITY & LEVEL OF COURT

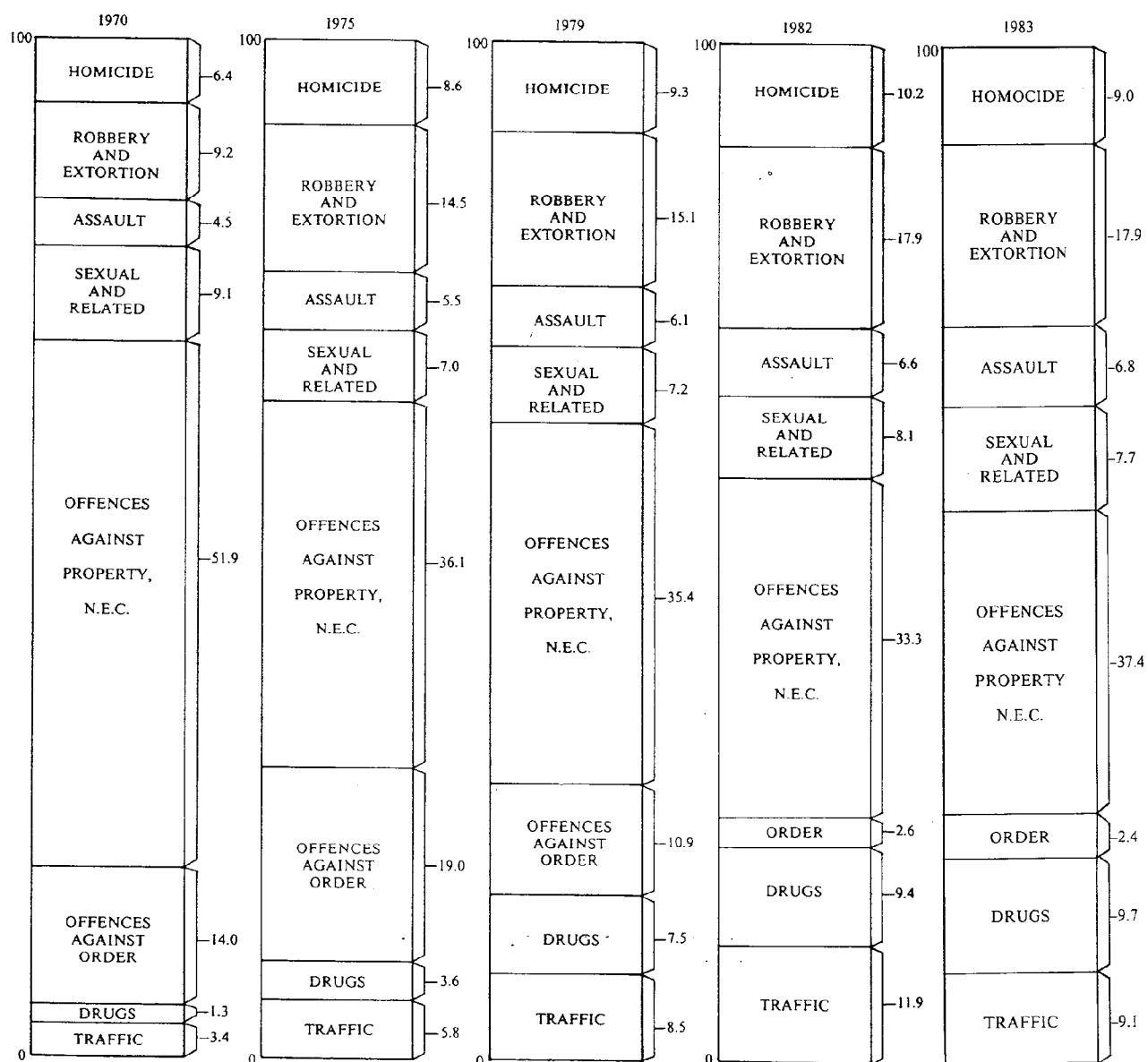
Aboriginality & Level of Court	Unconvicted	Convicted, awaiting Sentence	TOTAL	
			Number	%
Aboriginal or Torres St Islander	32	2	34	6.5
Not Aboriginal/Torres St Islander	411	41	452	87.1
Unknown	30	3	33	6.4
TOTAL	473	46	519	100.0
Level of Court				
Supreme	16	4	20	3.9
District	66	36	102	19.6
Lower	388	6	394	75.9
Other Federal	3	..	3	0.6
TOTAL	473	46	519	100.0

**GRAPHIC SUMMARY OF PARTICULARS RELATING TO PERSONS
HELD WITH A SENTENCE PASSED AT 30 JUNE 1983. N.S.W.**
(per cent of total persons held in custody with a sentence passed)



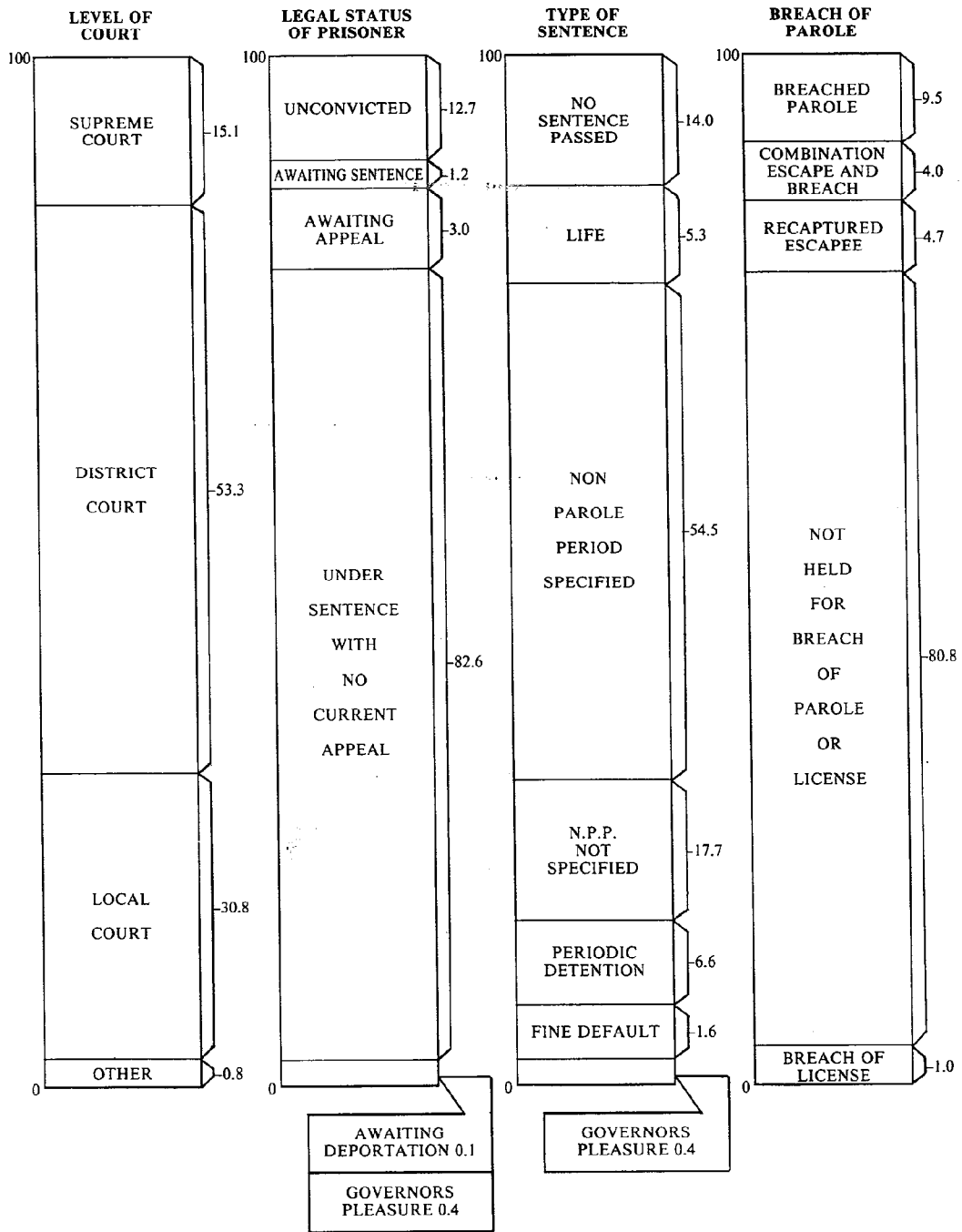
Note. For definitions and concepts used, see Explanatory notes.

GRAPHIC SUMMARY OF OFFENCE TYPES FOR PERSONS HELD IN CUSTODY UNDER SENTENCE AT 30 JUNE 1983 FOR SELECTED YEARS. N.S.W.
(per cent of total persons held in custody under sentence)



Note: For definitions of categories used see the Explanatory notes and previous ABS 'PRISON STATISTICS' publications.

GRAPHIC SUMMARY OF
CHARACTERISTICS OF PRISONERS — 30 JUNE 1983. N.S.W.



Note. For definitions and concepts used, see Explanatory Notes.

NATIONAL PRISON CENSUS - 30TH JUNE 1983

(Receival Number)

N.S.W. DATA COLLECTION FORM

<input type="text"/>	<input type="text"/>	<input type="text"/>	<input type="text"/>	<input type="text"/>	<input type="text"/>	<input type="text"/>	<input type="text"/>
----------------------	----------------------	----------------------	----------------------	----------------------	----------------------	----------------------	----------------------

PART 1 - GENERAL INFORMATION (FROM DESCRIPTION SHEET)

1 SURNAME:

GIVEN NAMES:

2 RECEIVAL NUMBER: (Office use only) 1 2 3 4 5 6 7 8

3 INSTITUTION: 9 10

4 SEX: 1. Male 2. Female 11

5 LOCATION OF LAST KNOWN ADDRESS: 12 13 14

(Full address if in N.S.W. - otherwise State or Country)

6 STATE/COUNTRY OF BIRTH Write country here
(Choose code from lists:-)

01 - N.S.W.	11 - N.Z.	31 - Timor	51 - USA
02 - VIC	12 - Papua N.G.	32 - Other Asia	52 - Canada
03 - QLD	13 - Other Oceania	41 - UK & Ireland	53 - Other Americas
04 - S.A.	21 - Kampuchea	42 - Greece	61 Africa (incl Libya, Egypt)
05 - W.A.	22 - Vietnam	43 - Italy	62 Middle East
06 - TAS	23 - Other Indo China	44 - Yugoslavia	99 Unknown
07 - N.T.		45 - Other Europe (incl. USSR)	
08 - ACT			
09 - AUSTRALIA (unspecified)			

7 DATE OF BIRTH: 17 18 19 20 21 22

If the day / month / year of birth is unknown code "99" in appropriate place - e.g. -

d d m m y y

9 MARITAL STATUS AT RECEIVAL:

1. Never married	3. Separated (not divorced)	5. Widowed	23
2. Then married/de facto	4. Divorced	9. Unknown	<input type="text"/>

9 ABORIGINALITY:

1. Aboriginal or Torres Strait Islander	2. Non Aboriginal	24
	9. Unknown/not stated	<input type="text"/>

10 KNOWN PRIOR ADULT IMPRISONMENT:

Is the prisoner known to have previously been imprisoned under sentence in a gazetted prison? Prior sentence of periodic/weekend detention to be regarded as prior imprisonment.

1. Yes	2. No	9. Unknown/not stated	25
			<input type="text"/>

11 CURRENT CLASSIFICATION OF PRISONER:

1. A1	3. B	4. C1	7. Awaiting classification	26
2. A2		5. C2		
		6. C3	9. Not known	<input type="text"/>

MOST SERIOUS OFFENCE - INSTRUCTIONS (Question 15)

These instructions explain how to choose the most serious offence where there is more than one offence. The offence codes are in the coding manual.

NOTE: Even if the choice of the Most Serious Offence is relatively straight forward, it is still necessary to both WRITE the offence in the space provided and CODE the one Most Serious Offence in the boxes provided.

FIRST decide whether a sentence has been passed for any offence. If a sentence has been passed ignore any undecided appeal.

Consider all offences in the episode since first receipt, including offences for which sentence has expired.

WHERE no sentence has been passed, choose the offence with the lowest code number.

WHERE sentence has been passed choose the offence with the longest sentence for a single count.

WHERE equal sentences have been passed for more than one type of offence, code the offence with the lowest code number.

WHERE the prisoner was in breach of parole or licence, consider all offences and sentences since receipt before release on parole.

WHERE a prisoner on remand or awaiting trial is serving time in default of fine(s), and has no other sentence, choose the offence with the greatest monetary value. If the value is equal for different offences, choose the offence with the lowest code.

WHERE the same sentence has been given for more than one offence, write in each offence and sentence in the spaces provided.

IF unsure which offence to code, write in each possible choice and its sentence (if any) in the spaces provided.

A life sentence is treated as longer than detention at the Governor's Pleasure, and both life and G.P. as longer than any other sentence.

The act of attempting, conspiring, or inciting others to commit a crime, aiding in the commission of a crime, or participating as an accessory before the fact to a crime, should be classified to the offence group to which the crime itself belongs. Separate groups have been provided, however, for Attempted Murder and Conspiracy to Murder. Accessory after the fact is included in Group 500 under Offences Against Enforcement of Order.

NOTE: Where a prisoner has had parole or licence revoked, or been recaptured after escape, the one episode could include two (or more) periods actually in prison.

A detailed example of this is provided in the Census Manual.

PART II - RECEPTION INFORMATION (FROM DESCRIPTION CARD)

12 DATE OF CONVICTION :

Code 77 77 77 for not applicable

27	28	29	30	31	32
d	d	m	m	y	y

13 DATE OF MOST RECENT RECEIVAL:

The date when the prisoner was last physically received into gazetted prison. Ignore straight transfers. If prisoner is in Breach of Parole/License or an Escapee - then record the date of receipt after the breach.

33	34	35	36	37	38
d	d	m	m	y	y

14 BREACH OF PAROLE/LICENSE/ESCAPE:

Is prisoner in for breach of parole, license or escape? (Breaches of probation or Community Services Orders NOT to be counted).

- 1. NOT B.O.P./Escapee/Licensee
- 2. In for B.O.P.
- 3. License
- 4. Escape
- 5. Combination
- 9. Unknown

39

If prisoner is in on breach of parole/license/escape

(a) Code date of first receipt

(b) Code total "time at large" (years, months days)

d	d	m	m	y	y
46	47	48	49	50	51
years	months	days			

15 MOST SERIOUS OFFENCE: (See instructions - if unsure write all possibilities (Write in: offence(s), code it) one per line)

1. _____
2. _____
3. _____
4. _____

52	53	54

16 LEVEL OF COURT OF SENTENCE, OR OF MOST RECENT REMAND IN CUSTODY:

- Note:
- a. Where an episode comprises order/sentences of various levels court, select the level of court appropriate to the most serious matter.
 - b. Appeal courts should be recorded only where such courts have altered the length of sentence.
 - c. For prisoners not under sentence record the level at which most recently remanded in custody.

- Code: 1 - Supreme Court
- 2 - District Court
- 3 - Court of Petty Sessions
- 4 - Children's Court
- 5 - Other (e.g. Federal Court)
- 9 - Unknown/not stated

55

17 LEGAL STATUS OF PRISONER AT CENSUS DATE:

- Code 1 Under sentence: no appeal current
- 2 Awaiting result of appeal against verdict or sentence
- 3 Detained as unfit to plead, not guilty on grounds of insanity, Governor's Pleasure

- 4 Unconvicted: awaiting court/hearing extradition
- 5 Convicted but awaiting sentence
- 6 Awaiting deportation
- 9 Unknown/Not Stated

56

IF ANY OF THESE CODES ARE USED CONTINUE ON WITH PART III

IF ANY OF THESE CODES ARE USED STOP HERE

STOP



PART III - SENTENCE INFORMATION (ONLY COMPLETED FOR PRISONERS WITH LEGAL STATUS 1, 2 OR 3)

18 LENGTH OF SENTENCE SPECIFICALLY FOR MOST SERIOUS OFFENCE:

The length of sentence of the most serious single count 57 58 59 60 61 62 63 64
 against the prisoner - not the total sentence.
 P.D.C.'s counted as number of weekends.
 Code 88 88 88 88 for Lifers or G.P.s. years months days weekends

19 TOTAL NUMBER OF OFFENCES FOR WHICH CURRENTLY SENTENCED:

Code the actual number of offences, if known and less than 20. 65 66
 Code 20 if actual number is 20 or more. (counts not offence types)
 Code 99 if actual number is unknown.

20 AGGREGATE SENTENCE:

The longest period that the person may be detained for under sentence - ie, the total sentence imposed by the courts.
 Note: the aggregate sentence is to include any sentences gained during/for breach.
 P.D.C.'s counted as number of weekends 67 68 69 70 71 72 73 74
 Code 88 88 88 88 for Lifers or G.P.s.
 Code 99 99 99 99 if actual sentence is unknown. years months days weekends

21 DATE (AGGREGATE) SENTENCE COMMENCED:

If any person is a B.O.P./Escapée/Licensee, date is date sentence commenced for original sentence. 75 76 77 78 79 80

 d d m m y y

22 DATE SENTENCE IMPOSED:

If any person is a B.O.P./Escapée/Licensee, date is sentence imposed for original sentence. 81 82 83 84 85 86

 d d m m y y

23 TYPE OF SENTENCE FOR AGGREGATE SENTENCE:

Codes:	<u>Indeterminate</u>	<u>Indefinite</u>	<u>Definite</u>
	1. Life	4. Non-Parole Period specified	5. Non-Parole Period <u>not</u> specified
	2. Governor's Pleasure		6. Fine default only
		9. Unknown	7. Periodic/weekend detention
			87
			<input type="checkbox"/>

24 POSSIBLE DATES OF RELEASE:

Code 77 77 77 for not applicable
 Code 88 88 88 for Lifers or Governor's Pleasure
 Code 99 99 99 for unknown.

Date eligible for release on license 88 89 90 91 92 93

 d d m m y y

Non-Parole Period date 94 95 96 97 98 99

 d d m m y y

Remission date 100 101 102 103 104 105

 d d m m y y

(For office use only) 106 107 108

APPENDIX 2

New South Wales Classification of Offences and of Care and Protection Orders for Children (Second Revision)

Code	Offence
1.	<i>Homicides, Assaults and Like Offences</i>
100	Murder, Accessory before the fact to murder
101	Attempted murder
110	Conspire to commit murder
120	Manslaughter (other than by driving)
	Assaults, Not elsewhere classified:
130	Major assault — e.g. malicious wounding, A.O.A.B.H. — G.B.H.
140	Minor assault — e.g. assault police/child/female/common
150	Assault of unspecified nature
	Acts endangering life or likely to cause serious bodily harm, not elsewhere classified:
160	Endangering person on railways
161	Arson of building or vehicle, person therein
169	Other
170	Cruelty to or neglect (including abandonment) of children
180	Abduction and kidnapping
182	Procuring an abortion
199	Other
2.	<i>Sexual and Related Offences</i>
200	Rape — e.g. ravish, carnally know.
201	Attempted rape — e.g. assault intent rape
202	Greivous Bodily Harm with intent to have sexual intercourse
203	Greivous Bodily Harm intent to have sexual intercourse with third person, present or nearby
204	Actual Bodily Harm threaten/intent to have sexual intercourse
205	A.B.H. threaten/intent to have sexual intercourse with third person
206	Sexual intercourse without consent with person 16 yrs of age or over
207	Sexual intercourse without consent with person under 16 yrs
210	Incest — e.g. carnal knowledge daughter 16-17, attempt
	Unlawful sexual intercourse with a female, not elsewhere classified:
211	Under 10 yrs of age — e.g. carnal knowledge, assault intent carnal knowledge
219	Other carnal knowledge
220	Indecent assault on a female
221	Indecent assault on person or act of indecency (Section 61)
230	Buggery and bestiality
240	Indecent assault on or act with male excluding buggery
250	Procuring or soliciting male for commission of unnatural act
	Prostitution and related offences:
260	Soliciting or loitering by prostitute
261	Procuring
269	Other
299	Other (incl. Necrophilia)
3.	<i>Robbery and Extortion</i>
	Robbery:
300	With major assault — (eg Armed Robbery)
310	With minor assault — (eg Assault and Rob)
319	Unspecified whether major or minor assault — e.g. conspiracy to robbery
320	Extortion — e.g. demand money or property with menace
321	Blackmail
4.	<i>Fraud</i>
330	Offences against the currency
335	Forgery and uttering, not elsewhere contained
338	Passing valueless cheques
340	Fraud, not elsewhere contained — e.g. false pretences, imposition
5.	<i>Offences Against Property, not elsewhere counted</i>
350	Misappropriation — e.g. embezzlement
360	Break, enter and steal
	Larceny of vehicles or boats (including illegal use):
370	Larceny of boats
373	Larceny of motor vehicles
375	Larceny of other vehicles
377	Steal from the person
379	Stealing, not elsewhere contained — e.g. larceny
380	Unlawful possession of property — e.g. goods in custody
385	Receiving
	Injury to property (intentional or reckless):
390	Injury to animals
395	Arson (person not therein)
399	Other
6.	<i>Driving, Traffic and Related Offences</i>
	Driving offences occasioning:
400	Death
405	Injury
	Driving offences, not elsewhere contained:
410	Driving under the influence of alcohol or drugs
411	Aid and abet driving under influence of alcohol or drugs
412	Refuse breath test or analysis for alcohol
415	Dangerous driving
420	Negligent driving
431	Failing to stop after an accident
439	Other
	Licence offences — associated with driving:
440	Driving whilst licence suspended etc.
441	Driving without a licence
445	Fail to carry licence or otherwise part with licence
449	Other — including fraudulently applying for or obtaining a licence whilst disqualified
450	Offences relating to road-worthiness of vehicle
460	Offences relating to transport of goods by road
470	Registration and insurance offences
480	Parking offences
490	Offences by pedestrians
499	Other offences

Code	Offence
7.	<i>Offences Against Enforcement of Order</i>
500	Accessory after the fact
510	Breach of conditions of release or recognizance
515	Bail offences
520	Contempt of court — e.g. fail to comply with court order/community service order
521	Escape from lawful custody — e.g. fail to report to P.D.C.
522	Fail to comply with maintenance order
530	Perjury, bribery and like offences
540	Resisting arrest or incite thereto
550	Treason or sedition
560	Trespassing and like offences
570	Unlawful assembly and related offences
598	Pronounced to be habitual criminal
599	Other
8.	<i>Offences against laws relating to drug taking, (including Child Welfare Act)</i>
600	Use, etc. or possession
610	Obtaining by forgery or false representation
620	Selling
630	Importing or exporting
635	Making — e.g. cultivate
640	Other
9.	<i>Other Offences</i>
649	Offences relating to sale, possession, etc. of poisons and restricted substances, not elsewhere contained
	Offensive behaviour and related offences:
650	Drunkenness
651	Language, obscene, threatening or abusive
659	Other
660	Found with intent to commit an offence, not elsewhere contained
661	Consorting
662	Vagrancy
670	Environmental offences
680	Betting and gaming offences
681	Bigamy
682	Evade fare
683	Offences against liquor laws
684	Unlawful importation or exportation of goods, not elsewhere contained
	Unlawful possession of weapons, etc. and related offences:
685	Pistols and firearms
687	Other weapons or dangerous articles
689	Other
698	Prohibited migrant
699	Other
10.	<i>Orders Relating to the Care and Protection of Children</i>
	Orders arising from neglect of child:
	Destitute or homeless:
700	No fixed place of abode
705	Destitute
710	Exposed to moral danger
	Unfit guardianship:
720	Improper
721	Incompetent
739	Other orders arising from neglect of child
	Orders arising from the conduct of child:
740	Absconding from custody
750	Breach of probation conditions
760	Truancy
770	Uncontrollable
790	Drug involvement — proceedings under Child Welfare Act
799	Other orders arising from conduct of child
999	Not known

