

# DOMESTIC VIOLENCE

## Court processes and outcomes in the NSW Criminal Justice System 2020 - 2024

**37,916**

Finalised court  
appearances involving  
a **any DV charge**.

**34%**

The number of **DV finalisations**  
increased in the 5 years to 2024

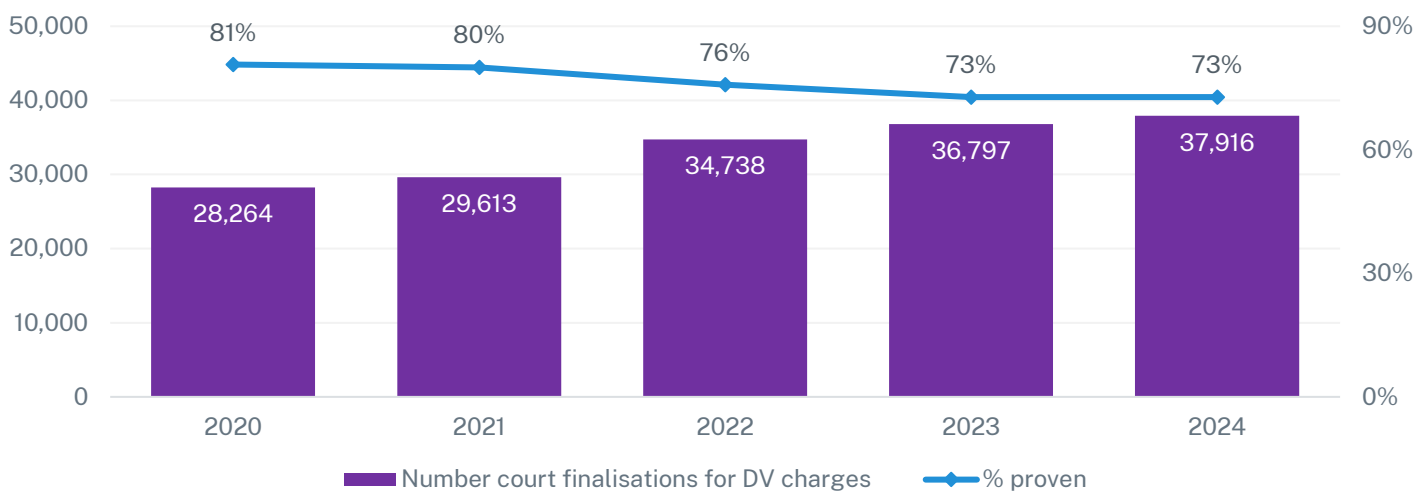
**73%**

of DV charges are  
**proven** in court

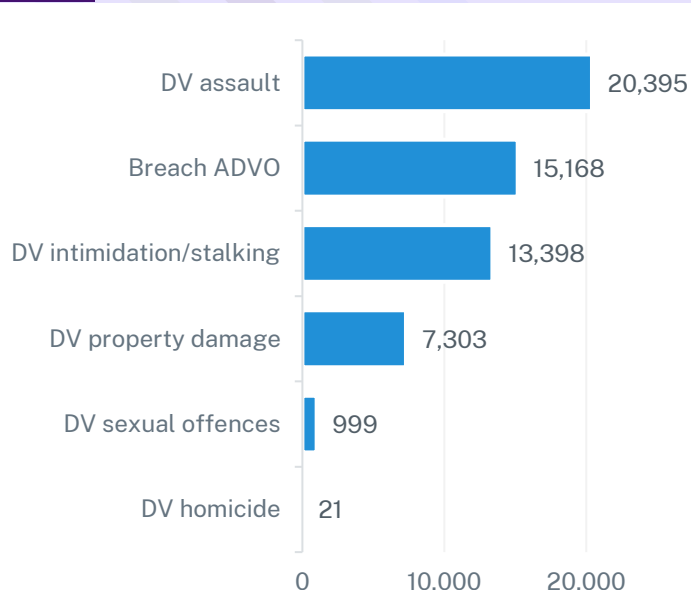


### Finalised court appearances

Number of DV court finalisations and % with a proven charge



### Type of DV charge<sup>^</sup>



Of the **37,916** DV court finalisations in 2024:

- **54% (20,395)** involved a DV assault charge
- **40% (15,168)** involved a Breach Apprehended Domestic Violence Order charge
- **35% (13,398)** involved DV intimidation/stalking charge
- **19% (7,303)** involved DV property damage charge
- **3% (999)** involved a DV sexual offence charge

# DOMESTIC VIOLENCE ASSAULT

Court processes and outcomes in the NSW Criminal Justice System, 2020 - 2024



**20,395**

Finalised court appearances involving a DV assault charge.



**60%**

of DV assault charges are proven



**11%**

Receive a custodial sentence



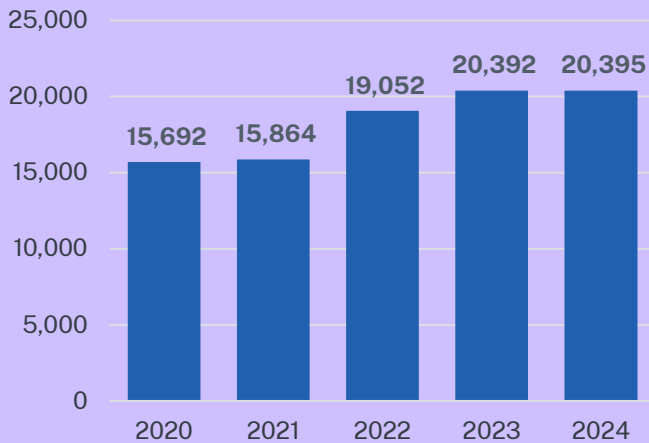
## DV assault: finalised court appearances



**30%**

The number of **DV assault finalisations** increased in the 5 years to 2024

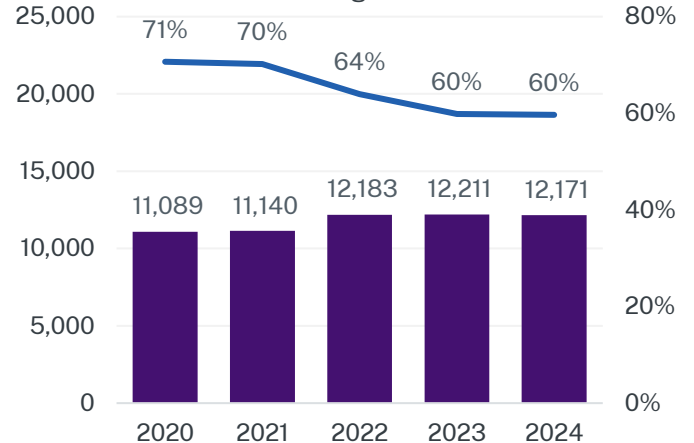
Number of DV assault court appearances



**11 p.p.**

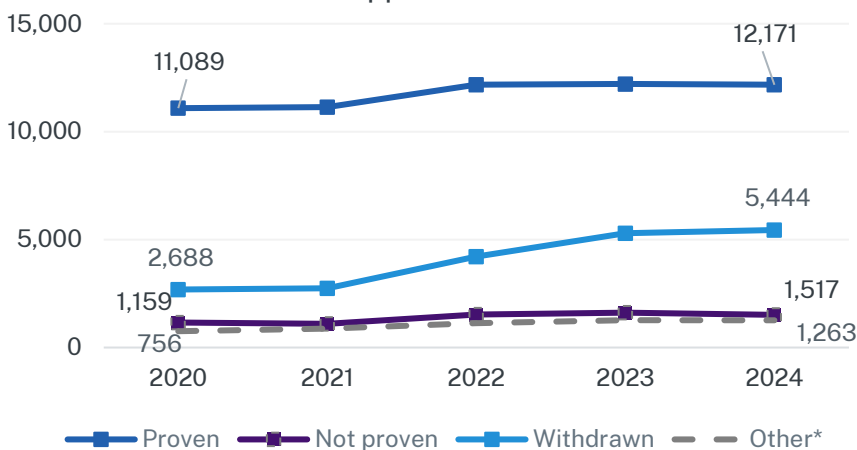
The proportion who had a **proven charge** decreased from 71% in 2020 to 60% in 2024.

Number and % with a proven DV assault charge



## DV assault: trends in court outcomes

Trends in outcome for DV assault court appearances



Of the **20,395** DV assault court finalisations in 2024:

- **12,171 (60%)** had a proven charge
- **5,444 (27%)** had all charges withdrawn
- **1,517 (7%)** had no proven charges
- **1,263 (6%)** had an 'other' outcome\*

\* Dismissed by lower courts due to mental illness and otherwise disposed of.

# DOMESTIC VIOLENCE ASSAULT

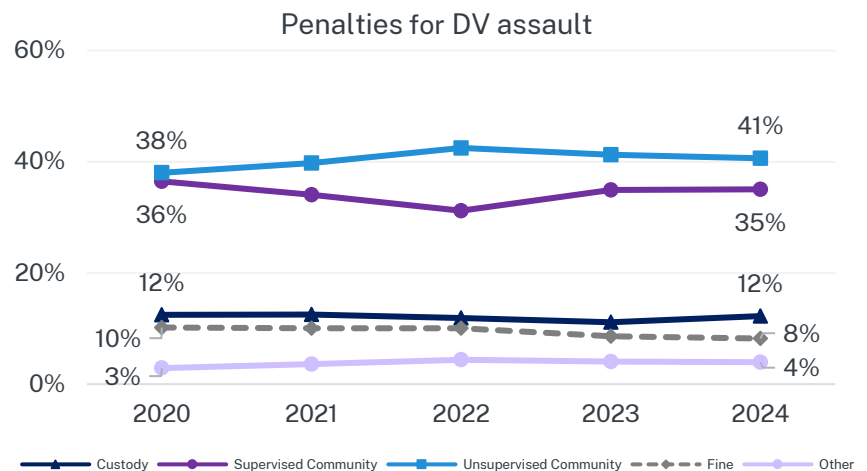
Court processes and outcomes in the NSW Criminal Justice System, 2020 - 2024



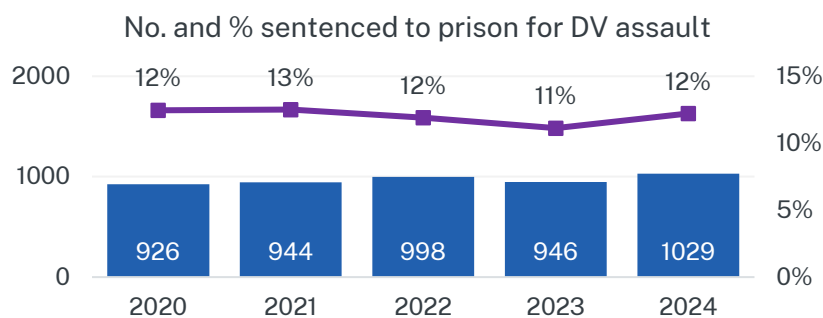
## DV assault: penalties

In 2024, there were **8,427** defendants convicted of DV assault as the principal proven offence:

- **3,422 (41%)** received an unsupervised community order
- **2,955 (35%)** received a supervised community order
- **1,029 (12%)** were sentenced to a prison sentence



## DV assault: prison sentences



↑ **11%**

The **number** of people sentenced to prison for DV assault increased over the five years to 2024

→ **Stable**

The **proportion** of people sentenced to prison for DV assault has remained stable



## DV Assault: time to justice

↑ **39 days**

The median time from arrest to finalisation for matters that **proceeded to a defended hearing** increased over the 5 years to 2024

↑ **11 days**

The median time from arrest to finalisation for matters where the **defendant plead guilty** increased over the 5 years to 2024

