

NSW CUSTODY STATISTICS

March 2025



YOUTH DETENTION POPULATION

219

in March 2024

229

in March 2025



CUSTODY STATUS

Between March 2024 and March 2025




GENDER

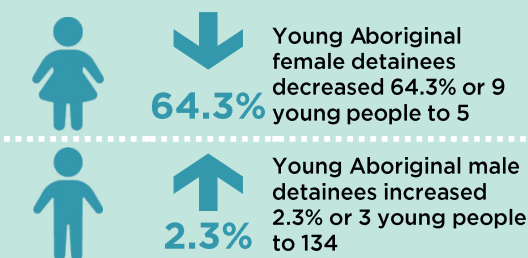
Between March 2024 and March 2025



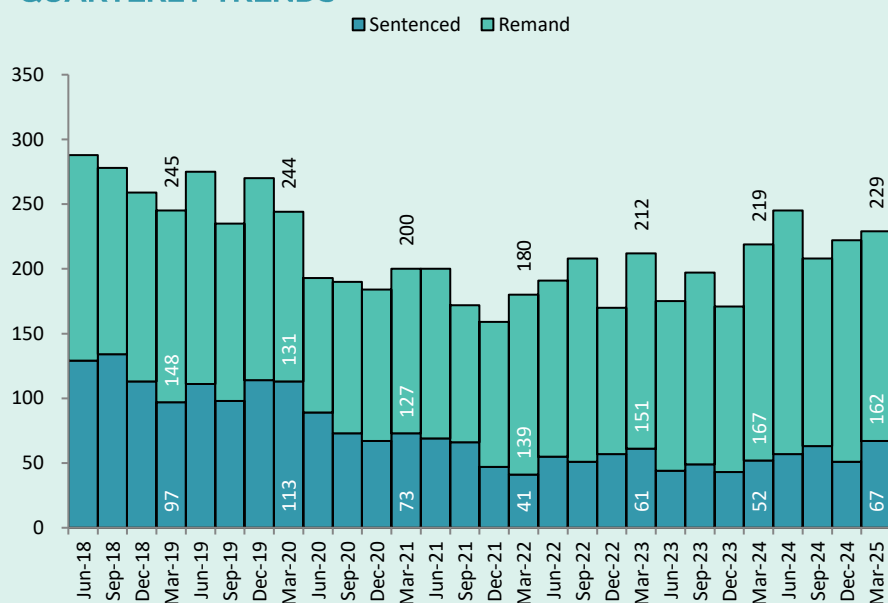
ABORIGINAL OVER-REPRESENTATION



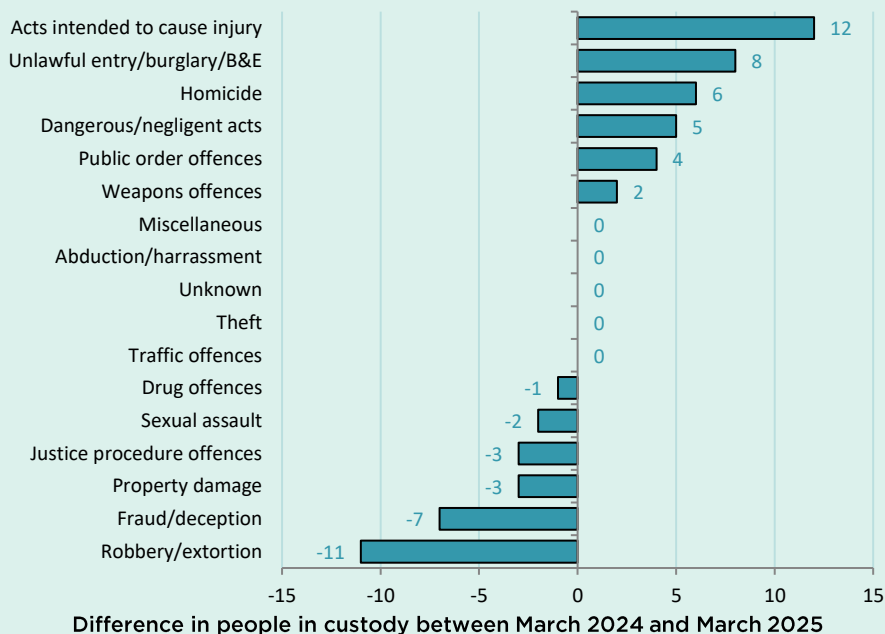
Between March 2024 and March 2025



QUARTERLY TRENDS



CHANGE IN YOUTH CUSTODY BY OFFENCE



NSW CUSTODY STATISTICS

March 2025

PRISON POPULATION

12,456 **13,103**

in March 2024

in March 2025

↑
647
people

↑
5.2%

LEGAL STATUS

Between March 2024 and March 2025



↑
5.1%

Remand population
increased 5.1% or 280
people to 5,732



↑
5.2%

Sentenced population
increased 5.2% or 367
people to 7,371

GENDER

Between March 2024 and March 2025



↑
7.5%

Female custody
population increased
7.5% or 63 people to
900



↑
5.0%

Male custody
population increased
5.0% or 584 people to
12,203

ABORIGINAL OVER-REPRESENTATION*

In Mar 2024

31.4%

of prisoners were
Aboriginal

In Mar 2025

32.4%

of prisoners were
Aboriginal

Between March 2024 and March 2025



↑
5.6%

Aboriginal female
custody population
increased 5.6% or 20
people to 374



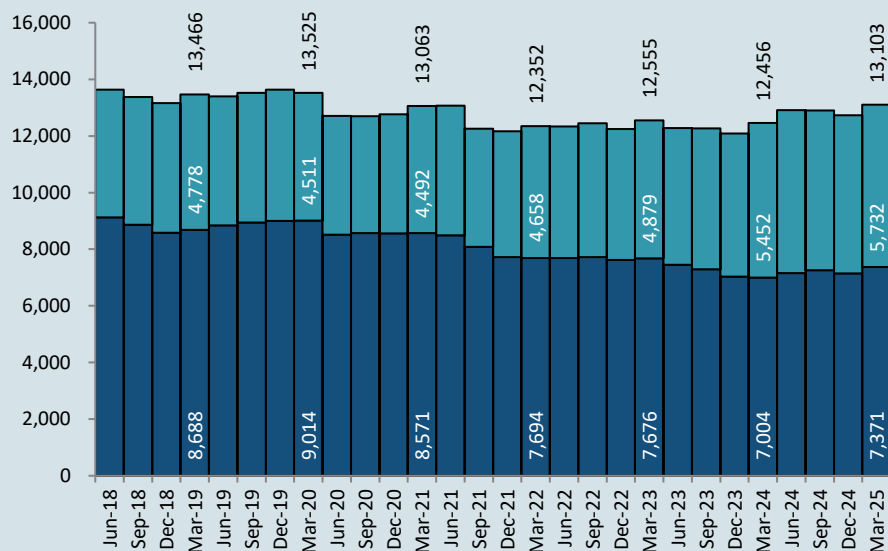
↑
8.7%

Aboriginal male
custody population
increased 8.7% or 310
people to 3,870

*Due to delays in identification of Aboriginal status the number of Aboriginal persons in adult custody is potentially undercounted by up to 2% in more recent months.

QUARTERLY TRENDS

■ Sentenced ■ Remand



CHANGE IN PRISON NUMBERS BY OFFENCE

